

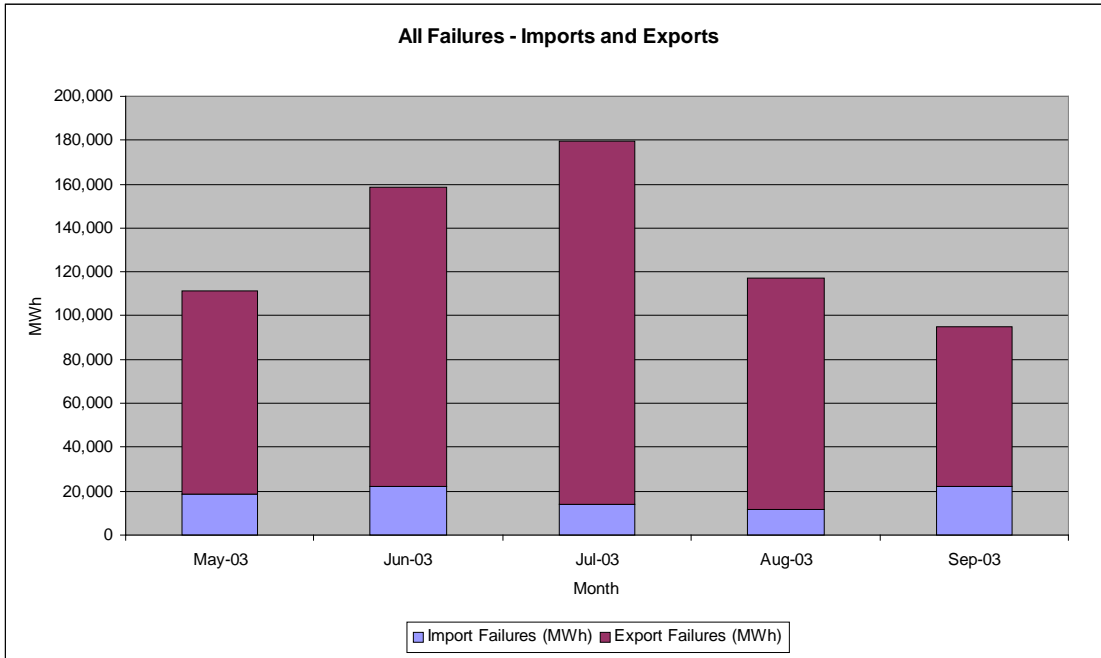
Intertie Trading Subcommittee Meeting – November 24, 2003

Intertie Transaction Failures Update – Imports and Exports, On-Peak and Off-Peak

All Failures (all reasons)

Imports and Exports

A	B	C	D	E	F	G	H	I	J
Month	Total Intertie Transactions (MWh)	Total Intertie Failures (MWh)	Intertie Failures (% of all intertie transactions) (=C/B)	Total Import Transactions (MWh)	Import Failures (MWh)	Import Failures (% of all import transactions) (=F/E)	Total Export Transactions (MWh)	Export Failures (MWh)	Export Failures (% of all export transactions) (=I/H)
May-03	1,711,603	111,624	6.52%	897,930	18,764	2.09%	813,673	92,860	11.41%
Jun-03	1,782,825	158,647	8.90%	983,672	22,312	2.27%	799,153	136,335	17.06%
Jul-03	1,761,306	179,523	10.19%	597,424	13,880	2.32%	1,163,882	165,643	14.23%
Aug-03	1,152,034	117,421	10.19%	498,080	11,898	2.39%	653,954	105,523	16.14%
Sep-03	1,428,246	95,028	6.65%	958,643	22,399	2.34%	469,603	72,629	15.47%

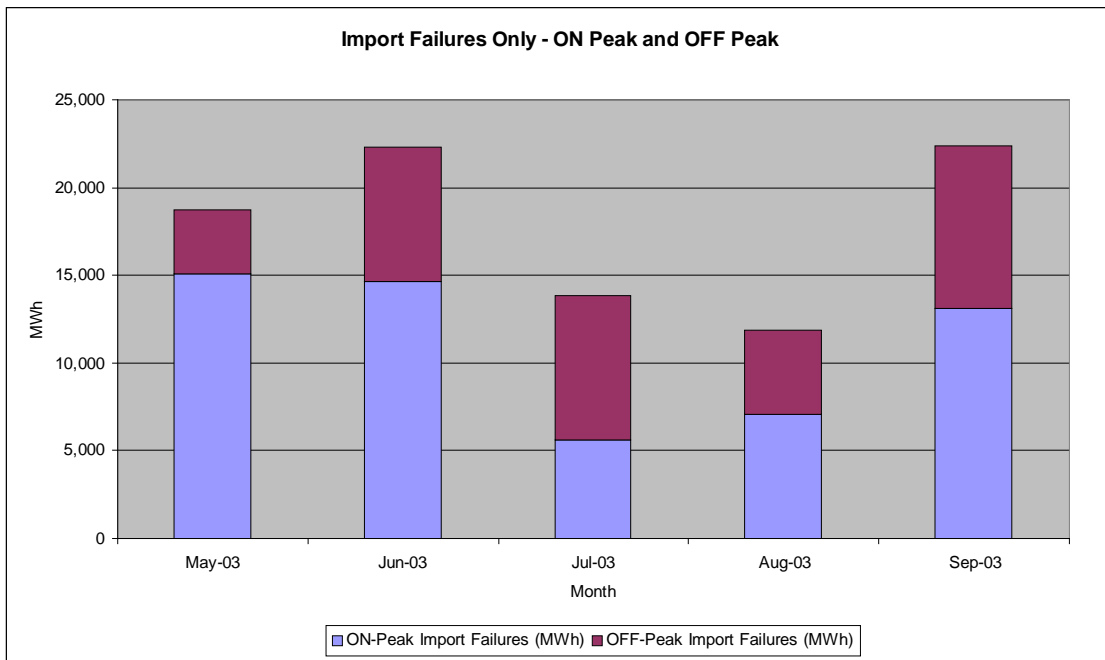


Intertie Trading Subcommittee Meeting – November 24, 2003

Intertie Transaction Failures Update – Imports and Exports, On-Peak and Off-Peak

Imports Only

A	B	C	D	E	F	G	H	I
Month	Total Import Transactions (MWh)	Import Failures (MWh)	Total ON-Peak Import Transactions (MWh)	ON-Peak Import Failures (MWh)	ON-Peak Import Failures (% of all ON-Peak Imports) (=E/D)	Total OFF-Peak Import Transactions (MWh)	OFF-Peak Import Failures (MWh)	OFF-Peak Import Failures (% of all OFF-Peak Imports) (=H/G)
May-03	897,930	18,764	449,684	15,109	3.36%	448,246	3,655	0.82%
Jun-03	983,672	22,312	509,898	14,644	2.87%	473,774	7,668	1.62%
Jul-03	597,424	13,880	231,975	5,590	2.41%	365,449	8,290	2.27%
Aug-03	498,080	11,898	200,770	7,095	3.53%	297,310	4,803	1.62%
Sep-03	958,643	22,399	475,959	13,133	2.76%	482,684	9,266	1.92%

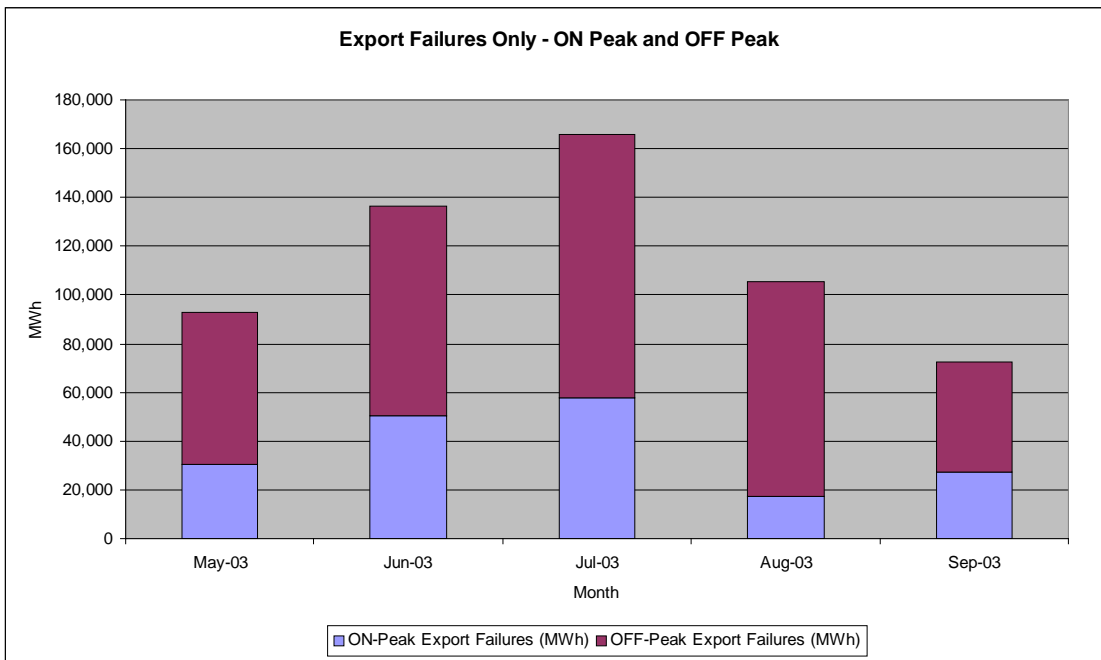


Intertie Trading Subcommittee Meeting – November 24, 2003

Intertie Transaction Failures Update – Imports and Exports, On-Peak and Off-Peak

Exports Only

A	B	C	D	E	F	G	H	I
Month	Total Export Transactions (MWh)	Export Failures (MWh)	Total ON-Peak Export Transactions (MWh)	ON-Peak Export Failures (MWh)	ON-Peak Export Failures (% of all ON-Peak Exports) (=E/D)	Total OFF-Peak Export Transactions (MWh)	OFF-Peak Export Failures (MWh)	OFF-Peak Export Failures (% of all OFF-Peak Exports) (=H/G)
May-03	813,673	92,860	271,204	30,242	11.15%	542,469	62,618	11.54%
Jun-03	799,153	136,335	324,916	50,450	15.53%	474,237	85,885	18.11%
Jul-03	1,163,882	165,643	457,911	57,843	12.63%	705,971	107,800	15.27%
Aug-03	653,954	105,523	156,004	17,391	11.15%	497,950	88,132	17.70%
Sep-03	469,603	72,629	150,218	27,154	18.08%	319,385	45,475	14.24%



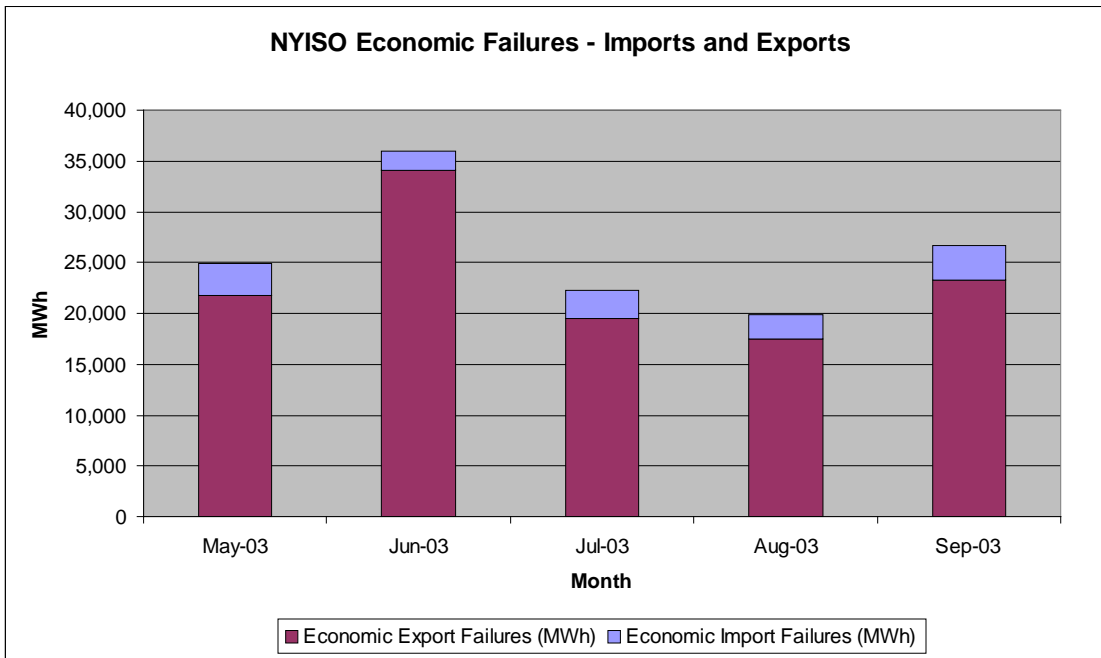
Intertie Trading Subcommittee Meeting – November 24, 2003

Intertie Transaction Failures Update – Imports and Exports, On-Peak and Off-Peak

NYISO Economic Failures

Imports and Exports

Month	Total Economic Failures (MWh)	Economic Import Failures (MWh)	Economic Export Failures (MWh)
May-03	25,850	3,099	21,751
Jun-03	35,950	1,858	34,092
Jul-03	22,316	2,849	19,467
Aug-03	19,847	2,349	17,498
Sep-03	26,705	3,435	23,270

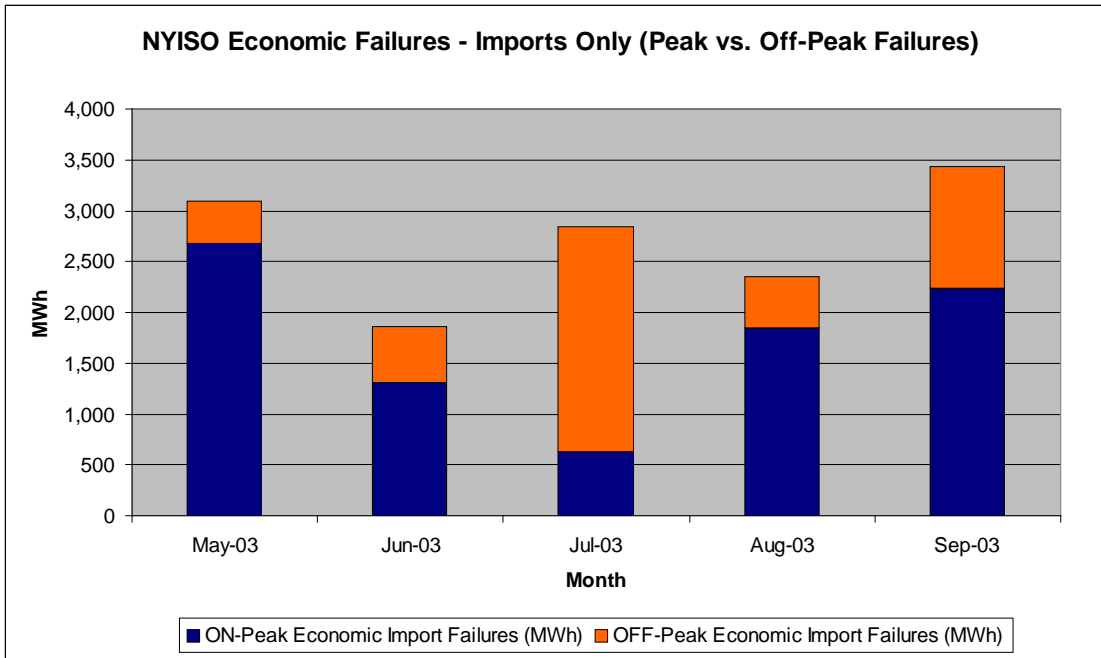


Intertie Trading Subcommittee Meeting – November 24, 2003

Intertie Transaction Failures Update – Imports and Exports, On-Peak and Off-Peak

Imports Only

Month	Economic Import Failures (MWh)	ON-Peak Economic Import Failures (MWh)	OFF-Peak Economic Import Failures (MWh)
May-03	3,099	2,682	417
Jun-03	1,858	1,308	550
Jul-03	2,849	625	2,224
Aug-03	2,349	1,849	500
Sep-03	3,435	2,243	1,192



Intertie Trading Subcommittee Meeting – November 24, 2003

Intertie Transaction Failures Update – Imports and Exports, On-Peak and Off-Peak

Exports Only

Month	Economic Export Failures (MWh)	ON-Peak Economic Export Failures (MWh)	OFF-Peak Economic Export Failures (MWh)
May-03	21,751	4,187	17,564
Jun-03	34,092	3,696	30,396
Jul-03	19,467	4,417	15,050
Aug-03	17,498	2,481	15,037
Sep-03	23,270	7,529	15,741

