



**Enhanced Day Ahead Commitment
EDAC Operations
Detailed Design**

Issue 1.0

DESIGN

*This document describes the detailed design for
the Enhanced Day Ahead Commitment (EDAC)
Operations Process*

Disclaimer

The posting of documents on this Web site is done for the convenience of *market participants* and other interested visitors to the *IESO* Web site. Please be advised that, while we attempt to have all posted documents conform to the original, changes can result from the original, including changes resulting from the programs used to format the documents for posting on the Web site as well as from the programs used by the viewer to download and read the documents. We make no representation or warranty, express or implied, that the documents on this Web site are exact reproductions of the original documents listed. In addition, the documents and information posted on this Web site are subject to change. We may revise, withdraw or make final these materials at any time at its sole discretion without further notice. It is solely your responsibility to ensure that you are using up-to-date documents and information.

This document may contain a summary of a particular *market rule*. Where provided, the summary has been used because of the length of the *market rule* itself. The reader should be aware; however, that where a *market rule* is applicable, the obligation that needs to be met is as stated in the *market rules*. To the extent of any discrepancy or inconsistency between the provisions of a particular *market rule* and the summary, the provision of the *market rule* shall govern.

Document ID	IESO_DES_0039
Document Name	EDAC Operations Detailed Design
Issue	Issue 1.0
Reason for Issue	Incorporated Stakeholder Comments
Effective Date	March 11, 2010

Document Change History

Issue	Reason for Issue	Date
0.6	Released for Stakeholder and IESO review	February 4, 2010
0.7	Project team review and comments from stakeholders	February 18, 2010
0.8	Incorporated stakeholder comments	February 19, 2010
0.9	Revisions based on input from stakeholders Feb. 26	March 9, 2010
1.0	Incorporated stakeholder comments	March 11, 2010

Related Documents

Document ID	Document Title
IESO_MAN_0041	Market Manual 9: Day Ahead Commitment Process Operations and Settlement
IESO_DES_0035	EDAC Market Design

Table of Contents

List of Figures	iv
List of Tables	v
Table of Changes	vi
Preface	vii
1. Introduction	1
1.1 Purpose	1
1.2 Scope	1
1.3 Who Should Use This Document	3
1.4 Assumptions and Limitations	3
1.5 Conventions	3
1.6 How This Document Is Organized	4
2. EDAC Project Overview	5
3. Authorization and Registration	6
3.1 Registration Requirements for the Enhancements to the current DACP	6
3.1.1 Minimum Loading Point	8
3.1.2 Minimum Generation Block Run Time	8
3.1.3 Elapsed Time to Dispatch	9
3.1.4 Daily Cascading Hydroelectric Dependency	9
3.2 Combined Cycle Plant Specific Requirements	9
3.2.1 Combined Cycle Relationship Data	9
3.2.2 Steam Turbine Minimum Loading Point	10
3.2.3 Steam Turbine Percentage Share of a Pseudo Unit	10
3.2.4 Steam Turbine Duct Firing Capacity	10
3.3 IESO Validations and Actions	11
3.3.1 Physical Resource Validation	11
3.3.2 Combined Cycle Plant Validation	12
3.3.3 IESO Actions	14
4. Data Submission	16
4.1 Dispatch Data	16
4.1.1 Three Part Offers	17
4.1.2 Dispatch Data Submission Prior to 10:00 EST	18
4.1.3 Dispatch Data Submission after 10:00 EST	18
4.1.4 Dispatch Data Submission after 14:00 EST	19
4.1.5 Availability Declaration Envelope	20
4.1.6 Pseudo Unit Offer Submission—Day Ahead	20

4.2	Daily Generator Data	21
4.2.1	Minimum Loading Point	22
4.2.2	Minimum Generation Block Run Time.....	22
4.2.3	Minimum Generation Block Down Time	22
4.2.4	Maximum Number of Starts per Day	22
4.2.5	Single Cycle Flag.....	22
4.2.6	Pseudo Unit Daily Generator Data Submission.....	22
4.2.7	Steam Turbine DGD MLP for n-on-1 CT-to-ST Configuration Submission and Validation.....	25
4.2.8	Approval of Daily Generator Data	26
4.3	Regulation Offer Submission	26
4.4	Segregated Mode of Operation.....	26
4.5	Linked Wheels	26
4.6	IESO Actions	27
4.6.1	Dispatch Data	27
	Daily Generator Data	27
5.	DACP Optimization	29
5.1	New DACE Input Requirements	29
5.1.1	Initial Hours of Operation	29
5.1.2	Start-up Offer Treatment for the First Hour of Day 1	29
5.1.3	Treatment of Ramp Rate over Midnight	29
5.1.4	Treatment of MGBRT over Midnight	30
5.1.5	Treatment of MGBDT over Midnight	31
5.1.6	Use of Three Part Offers in the DACE	31
5.2	Optimization Process Overview	32
5.2.1	Pass 1—Commitment	33
5.2.2	Pass 2—Reliability	34
5.2.3	Pass 3—Scheduling	36
5.3	Initial DACE Run.....	38
5.4	EELR Optimization Run.....	38
5.5	Subsequent Run for Rerun Criteria.....	38
5.6	Completion of DACP and the Schedule of Record.....	39
6.	Real-Time Market Integration	40
6.1	Observing Day Ahead Commitments in Real Time	40
6.1.1	Reliability Constraints	41
6.1.2	Passing DACP Commitments to Real Time	41
6.2	De-commitment and Withdrawal	42
6.2.1	Market Participant Withdrawal of Supply Offers for Dispatchable Generators.....	42
6.2.2	IESO De-Commitment of Dispatchable Generators	43
6.2.3	Day Ahead Production Cost Guarantee Impact	43
6.3	Day Ahead Intertie Transactions.....	44
6.4	Real-Time Market Integration	44

6.4.1	Availability Declaration Envelope	44
6.4.2	Pseudo Unit Offer Submission – Real Time	45
6.4.3	Minimum Loading Point Price Cap	45
7.	Publishing and Reporting	46
7.1	Overview	46
7.1.1	Outage Reports	47
7.1.2	Pre-dispatch Reports	47
7.1.3	Transmission Rights Reports	47
7.2	Publishing and Reporting of Commitment Process Results	48
7.2.1	Public Reports	48
7.2.2	Market Participant Confidential Reports	54
7.3	Day Ahead Schedule of Record.....	57
7.4	Notifications.....	57
7.4.1	Notifications Associated with the Initial DACE Run	57
7.4.2	Notifications Associated with the EELR Optimization Run	58
7.4.3	Notifications Prior to Completion of DACP at 15:00	58
7.4.4	DACP Failure Notification	58
	Appendix A: Dispatch Data Submission.....	A-1
	Appendix B: Daily Generator Data Submission	B-1
	Appendix C: Detailed IHO Calculation and Treatment of MGBRT over Midnight	C-1
	References	Ref-1

List of Figures

Figure 1-1: Documentation Flow for EDAC.....	2
Figure 3-1: Dispatchable Generator Technical Data	8
Figure 3-2: Combined Cycle Plant Relationships and Registration Requirements	11
Figure 4-1: DACP Submission Timeline	20
Figure 5-1: Satisfy Generator's MGBRT across Midnight	30
Figure 5-2: Components of Three Part Offer Recognized by DACE	31
Figure 5-3: 3 Passes = 1 Run.....	32
Figure 7-1: Near Time Security and Adequacy Assessment Reports	46
Figure 7-2: Publishing Timelines for Pre-Dispatch Data	47
Figure 7-3: Day Ahead Adequacy Report Sample	48
Figure 7-4: Day Ahead Shadow Price Report Sample	49
Figure 7-5: Day Ahead Operating Reserve Shortfall Report Sample	49
Figure 7-6: Day Ahead Area Reserve Constraints Report Sample	50
Figure 7-7: Day Ahead Constrained Totals Report Sample	51
Figure 7-8: Day Ahead Intertie Scheduling Limits Report Sample	52
Figure 7-9: Day Ahead Security Constraints Report Sample	53
Figure 7-10: Day Ahead Check Source/ADE Report Sample	54
Figure 7-11: Day Ahead Scheduled Energy Report Sample	55
Figure 7-12: Day Ahead Commitments Report Sample	56
Figure 7-13: Daily Generator Data for Day 1 Report.....	56
Figure 7-14: PSU Calculated Values based on DGD submissions	57

List of Tables

Table 3-1: Registration Requirements to support DACP, by Resource Type	7
Table 4-1: Dispatch Data Submission by Resource Type	16
Table 4-2: Daily Generator Data Submission by Resource Type	21
Table 4-3: DGD Submission Reason Codes	26
Table 5-1: Pass 1 Inputs to Day Ahead Calculation Engine.....	33
Table 5-2: Pass 1 Outputs from Day Ahead Calculation Engine.....	34
Table 5-3: Pass 2 Inputs to Day Ahead Calculation Engine.....	35
Table 5-4: Pass 2 Outputs from Day Ahead Calculation Engine.....	36
Table 5-5: Pass 3 Inputs from Day Ahead Calculation Engine.....	36
Table 5-6: Pass 3 Outputs from Day Ahead Calculation Engine.....	37
Table 6-1: Combined Cycle Plant DACP Commitments	42
Table A-1: Forecasts and Schedules (Intermittent and Self-Scheduling Generators).....	A-1
Table A-2: Bids and Offers	A-2
Table B-1: Daily Generator Data	B-1

Table of Changes

Reference (Section and Paragraph)	Description of Change
Section 1.5	References to EDAC were replaced by DACP, throughout, and explained in section 1.5
Section 3.1.3	Removed reference to qualifier for hot start; Added qualifier for PCG eligibility
Section 3.3.2	Validation added
Section 4.1.4	Section added: Dispatch data submission after 14:00
Section 4.2.8	Added requirements for after hours DGD submission requiring approval
Section 5.1.4	Clarified treatment of MGBRT over midnight; Added references to Settlement Design Document
Section 5.1.5	New section inserted regarding managing MGBDT over midnight
Section 5.3	Added description of invalid results
Section 5.5	Qualified Rerun criteria
Section 5.6	Removed requirement to declare DACP failure for publishing invalid results as Schedule of record
Section 6.2.1	Clarified “Withdrawal”
Section 6.2.2	Added eligibility for fuel cost compensation
Section 6.2.3	Revised entire section
Section 7.4.3	Clarified notification
General	Differentiated DGD MLP and registered MLP; revised “non-quick start” to “PCG eligible”

Preface

In February of 2009, the *IESO* issued the market design for the Enhanced Day Ahead Commitment (EDAC) Process, which describes the high level design elements for the process. The design serves as the reference document to facilitate further design discussions with stakeholders and to support the subsequent development of *market rules*, *market manuals*, business processes and procedures.

The EDAC market design document was not expected to represent the complete or final statement of the design but represents the expected design at the time of publishing. As the design evolves through subsequent design activities and stakeholder sessions, the design concepts identified in the EDAC market design document will be changed.

This EDAC Operations Detailed Design document expands on the market design to identify the requirements necessary for implementation of the market design as it was known at the time of issue. The *charge types* and equations necessary to implement the *Settlement* of the EDAC market design are captured in a separate EDAC *Settlements* Detailed Design document.

– End of Section –

1. Introduction

1.1 Purpose

This document describes the detailed design for the Enhanced Day Ahead Commitment (EDAC) operations processes. The document serves as a reference for stakeholders and supports the subsequent development of *market rules*, *market manuals*, business processes, procedures and solutions.

This design document reflects our current understanding of the changes to business processes and is expected to represent a complete statement of the design status at the time of issue. As the design evolves, the concepts identified in this document may change and consequently this document will be revised to reflect the changes.

1.2 Scope

This document describes the detailed design of the enhanced day-ahead operations processes in the *IESO-administered market* in relation to:

- The impact on current business processes and IT systems¹
- New business processes

Implementation of the enhanced DACP is largely an integration of new components to the current Day Ahead Commitment Process, Pre-dispatch and *real-time dispatch processes* to improve the efficiency of the current market. This integration requires modification to *market rules*, *market manuals*, procedures, IT systems, and business processes. The documentation required to support necessary changes to these documents will be prepared using our current processes.

Various sections of this document refer to current *IESO* business processes. However, this document is not meant as a restatement of the current design of the *IESO* processes. Instead, this document focuses on current process elements that may be used in the current or amended form to support EDAC.

The EDAC Operations Detailed Design will be a living document that will be maintained until the end of the EDAC Market Trials. This design will provide a functional overview of the EDAC operations processes, which will be described in detail and will include market facing impacts to the extent that they are known.

The following processes are in scope of the EDAC Operations Detailed Design document:

- Facility Registration
- Data Submission
- DACP Optimization
- Integration of results

¹ While this document may describe impacts to the current IT systems, it is not meant to imply any specific system solution going forward. Any system solution required to facilitate the changes that result from the EDAC detailed design will be developed and stakeholdered through the EDAC Technical Working Group

The following items are out of scope of the EDAC Operations Detailed Design document and will be provided in separate documentation:

- Settlements detailed design
- Day Ahead calculation engine detailed design
- DACP business procedures
- Technical interfaces
- Report specifications

Figure 1-1 below shows the relationship between this design document and the following documents:

- Detailed design and business requirements documents
- Governing documents
- Procurement documents
- Support documents

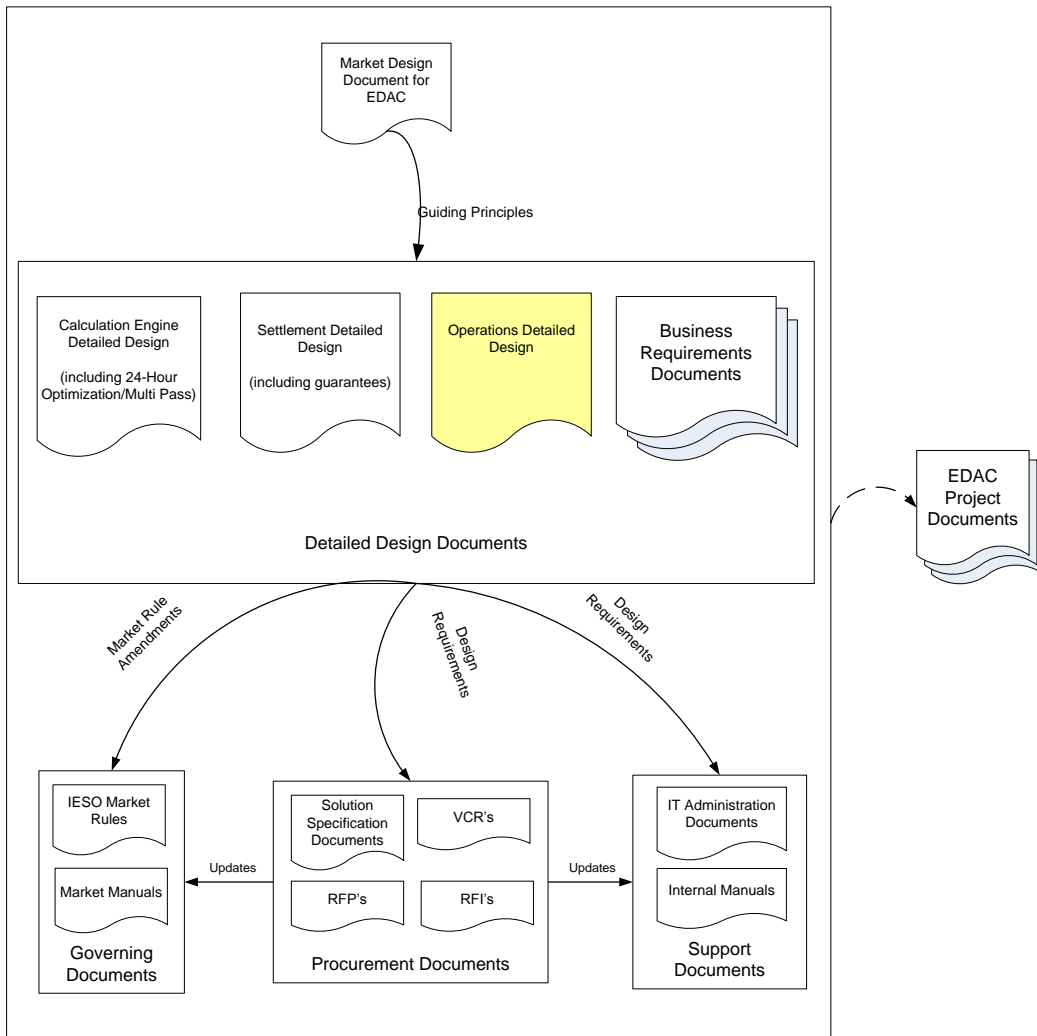


Figure 1-1: Documentation Flow for EDAC

1.3 Who Should Use This Document

This document is prepared for the following groups to use in order to help them understand the changes this design introduces to the *IESO-administered market*:

- Market participant stakeholders in order to assess the potential impact of the design on their businesses and operations
- The EDAC Design Team and pertinent IESO departments as a reference throughout the project lifecycle
- The general public in order to support discussions describing the EDAC detailed design

1.4 Assumptions and Limitations

Assumptions

While this document makes references to specific parameters that might be used in various processes, it does not convey any assumptions on the value of those parameters. These parameters will be set according to *IESO* policy and will be determined at a later date under the amended authority of the *market rules*.

Limitations

This design of the initial implementation uses the current *market participant* interfaces to the greatest extent that is practical. However, current limitations of system capabilities and implementation of necessary system changes may alter this design.

This design is based on the known *IESO* and participant business requirements at the time of issue. While the document will be maintained until the end of Market Trials, it may not reflect changes to the design that occur between publications. Additionally, the detailed design is subject to change throughout its life based on changing business requirements, solution development, testing and trials.

1.5 Conventions

Throughout this detailed design document, “we”, “our”, “us” refers to the *IESO* and unless otherwise stated, “you”, “your” and “yours” refers to participants in the *IESO-administered markets*.

The following standard conventions are used in this document:

- Time in this design document is Eastern Standard Time (EST); DACP operates on Eastern Standard Time (EST) all year round.
- We use the 24-hour clock and the ‘hour-ending’ (HE) convention to specify a particular hour. For example, HE19 or hour ending 19:00 is the hour that starts at 18:00 and ends at 19:00.
- The meanings of the *italicized* terms and acronyms used in this document are in Chapter 11 of the *market rules*.
- Double quotation marks are used to indicate titles of legislation, publications, forms and other documents.
- All prices (e.g. \$/MW-month) are in Canadian dollars.

- The term ‘cost’ used in subsequent sections refers to as-bid and as-offered amounts as submitted by *market participants*, to consume and produce *energy* and *operating reserve* in the market respectively. It does not represent the actual expenditures by a *market participant* to maintain or generate an electricity-related product.
- The term ‘DACP’ as used in this document refers to the new Day Ahead Commitment Process. Where reference is made to the Day Ahead Commitment Process in existence now it will be identified as the ‘current DACP’.
- The term ‘EDAC’ refers to the Enhanced Day Ahead Commitment Project. This project is responsible for delivering enhancements to the current Day Ahead Commitment Process.

1.6 How This Document Is Organized

This document is organized as follows:

- Section 2 of this document provides an EDAC design overview in the context of the business processes, design elements and DACP timeline.
- Sections 3 to 7 of this document provide a description of the design elements related to each of the business processes required to support the implementation and operation of DACP.

– End of Section –

2. EDAC Project Overview

The purpose of the EDAC project is to implement a solution that enhances the efficiency of the current Day Ahead Commitment Process (DACP) for the scheduling and commitment of resources required to provide electricity supply on a daily basis. In order to achieve this, we must:

- Optimize existing and anticipated generation more efficiently
- Provide mechanisms to encourage appropriate *bid/offer* behaviour of all transactions (internal generation, *dispatchable loads*, imports and exports) while maintaining system *reliability*

The EDAC Market Design describes the market design elements, time lines and business processes required to facilitate the DACP process at a high level. The EDAC Operations Detailed Design document specifies the business requirements necessary to implement the EDAC Market Design.

– End of Section –

3. Authorization and Registration

Under the current design, there is no expectation that the process to authorize *market participants* or register their *facilities* to operate in the *IESO-administered market* will change. Some additional information to support the enhanced day ahead process must be provided and registered through the authorization and registration process.

Any new or revised registration data will be implemented within six *business days*. Registration data will be captured using existing forms wherever possible.

3.1 Registration Requirements for the Enhancements to the current DACP

The new Day Ahead Calculation Engine (DACE) will respect the technical characteristics of generation resources. Static physical characteristics will be registered through Market Entry. Variable physical characteristics will be recorded into daily *generator data* (DGD) and may be overwritten daily if equipment or regulatory conditions warrant (see section 4.2 for details).

Table 3-1 below shows the registration data elements required from *market participants* to support the DACP, as determined by resource or *facility* type.

Table 3-1: Registration Requirements to support DACP, by Resource Type

Data Description	Unit of Measure	New Item	Resource/Facility Type				
			Not Quick-start	Combined Cycle Plant	Pseudo Units	Quick Start	Hydroelectric
Minimum Loading Point	MW	NO	X				
Minimum Generation Block Run Time	Hours	NO	X				
Elapsed Time to Dispatch	Minutes	YES	X			X	
Daily Cascading Hydroelectric Dependency	Yes or No	YES					X ²
CT and ST Relationship	Relationship	YES		X	X		
ST Minimum Loading Point ³	MW	YES		X	X		
ST Share (Applicable to each CT)	%	YES			X		
ST Duct Firing Capacity	MW	YES			X		

² DCHD submission is only required for hydroelectric facilities with a cascading dependency as specified in section 3.1.4

³ Unlike the other data elements in this table, which have only one daily value associated with them, the ST MLP has multiple values – one for each CT configuration at the combined cycle plant (1-on-1 MLP, 2-on-1 MLP, 3-on-1 MLP, etc.).

Figure 3-1 below shows an overview of the dispatchable generator technical data required for the enhanced DACP.

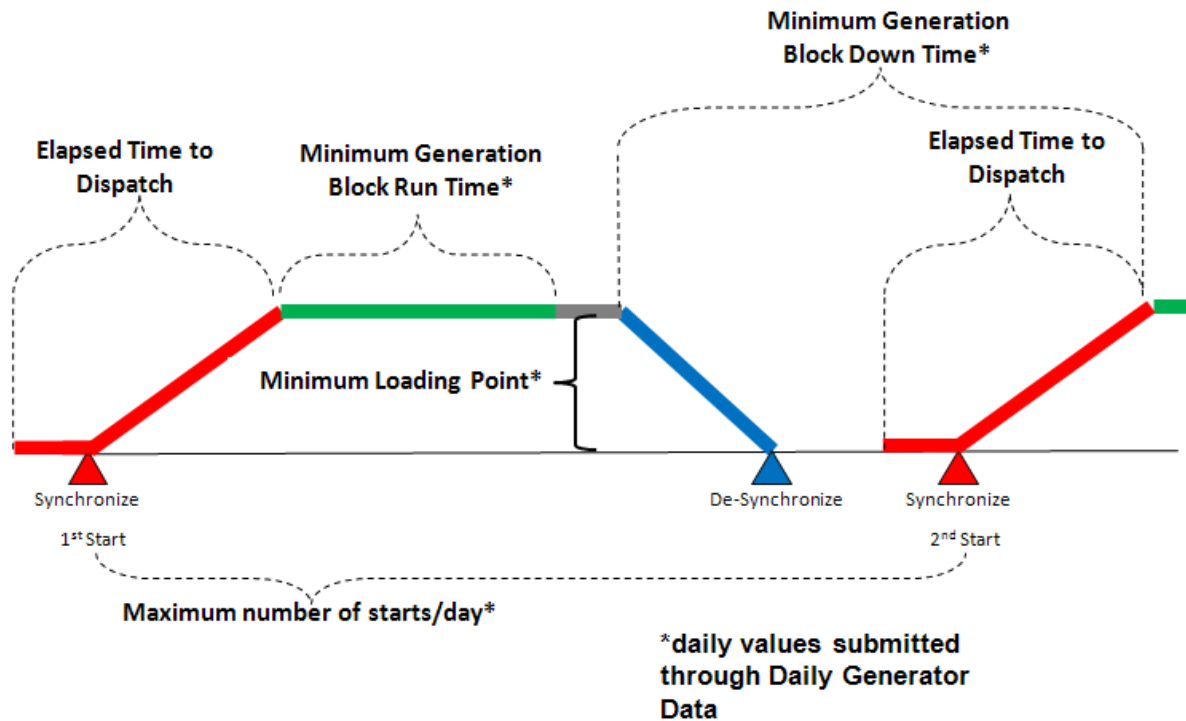


Figure 3-1: Dispatchable Generator Technical Data

3.1.1 Minimum Loading Point

Market Rules define the *minimum loading point* (MLP) as the minimum output of energy specified by the *market participant* that can be produced by a *generation facility* under stable conditions without ignition support.

For registration purposes, the *market participant* submits a single value of *minimum loading point* for each dispatchable not quick start *generation unit*. The value must reflect the technical capability of the *generation unit*. During registration the IESO will use the registered MLP in determining Production Cost Guarantee (PCG) eligibility, and in the day-ahead time frame, it will be used to validate daily generator data submissions of MLP.

3.1.2 Minimum Generation Block Run Time

Market Rules define *minimum generation block run time* (MGBRT) as the number of hours, specified by the *market participant*, that a *generation facility* must be operating at *minimum loading point* in accordance with the technical requirements of the *facility*.

For registration purposes, the *market participant* submits a single value of MGBRT for each dispatchable not quick start *generation unit*. The value must reflect the technical capability of the *generation unit*. During registration the IESO will use the registered MGBRT in determining Production Cost Guarantee (PCG) eligibility, and in the day ahead time frame, it will be used to validate daily generator data submissions of MGBRT.

3.1.3 Elapsed Time to Dispatch

Elapsed time to dispatch (ETD) is the minimum amount of time, in minutes, between the time when a *dispatchable generator* initiates its start-up sequence and the time when it can respond to *IESO dispatch* signals under a hot start. For a not quick start *generation unit*, this means that the generator has reached MLP. The ETD must be submitted by all dispatchable *generators* and must reflect the technical capability of the *resource*.

ETD is used in determining PCG eligibility, and is not used by the DACE to determine a schedule. A dispatchable generator that submits an elapsed time to dispatch value that is equal to or less than 60 minutes will not be PCG eligible.

3.1.4 Daily Cascading Hydroelectric Dependency

A dispatchable hydroelectric *generation facility* has a daily cascading hydroelectric dependency (DCHD) if the facility has a Minimum Hydraulic Time Lag⁴ of less than 24 hours to or from an adjacent cascading hydroelectric *generation facility* that is controlled by the same *registered market participant*.

The DCHD is used to determine whether a *generation unit* is an Eligible Energy Limited Resource (EELR). Once defined as an EELR, a *generation unit* is deemed eligible to resubmit dispatch data after the initial run of the DACE, provided that a Daily Energy Limit (DEL) was submitted as part of the day-ahead offer.

For registration purposes, the *market participant* submits the following information for each dispatchable hydroelectric *generation unit*:

- A self-declaration that the *generation unit* has a DCHD
- The Resource Name and Resource ID of the cascading hydroelectric dependent *generation facility* (where applicable)

3.2 Combined Cycle Plant Specific Requirements

In addition to any applicable registration requirements in section 3.1, Combined cycle plants (CCP) have a requirement to submit data listed in sections 3.2.1 and 3.2.2. *Market participants* that also elect to utilize Pseudo Unit (PSU) modeling to schedule the CCP in the day-ahead must further register the data specified in sections 3.2.3 and 3.2.4. All of the registration requirements in section 3.2 do not apply to CCPs which have physically aggregated resources.

3.2.1 Combined Cycle Relationship Data

For registration purposes, the *market participant* will provide the Resource Name and Resource ID of all physical combustion turbines (CT) and one physical steam turbine (ST), which make up the combined cycle plant. From this submission, the IESO will be able to derive relationships between the CT(s) and the ST and record their associations.

Combined cycle relationship data for CCPs not participating in PSU modeling will be used to ensure that ST constraints as a result of a DACP commitments are applied to the correct MLP amount based on the ST schedule and the scheduled configuration of associated CTs in the day ahead.

⁴ Minimum Hydraulic Time Lag is the minimum amount of time, in hours (rounded down to the nearest whole hour), that is required for water to travel to, or from, an adjacent hydroelectric *generation facility* on the same water system

If a *market participant* indicates the desire to participate in PSU modeling, PSU resources will be created and their relationship to a CT and ST will be recorded. Each PSU will consist of one CT and its associated ST. The number of PSUs to be registered at a given CCP is equal to the number of CTs at the CCP.

Combined cycle relationship data for CCPs participating in PSU modeling will be used to:

- Calculate PSU DGD values from physical unit submissions
- Allocate physical unit dating and transmission limitations to the PSU level
- Translate the PSU day-ahead schedule to physical unit (PU) level
- Enable PCG settlement of PSUs on the PU level

3.2.2 Steam Turbine Minimum Loading Point

The *Minimum Loading Point* of a steam turbine at a combined cycle plant may differ depending on the number of combustion turbines that obtain a schedule from DACP. For registration purposes, $n-1$ additional ST MLPs are required for all combined cycle configurations above the MLP submitted for a 1 CT on 1 ST configuration; n is equal to the number of combustion turbines at the combined cycle plant. Each value must reflect the technical capability of the *generation unit*. In the day-ahead time frame, the additional registered ST MLPs will be used to validate Daily Generator Data submissions of ST MLPs.

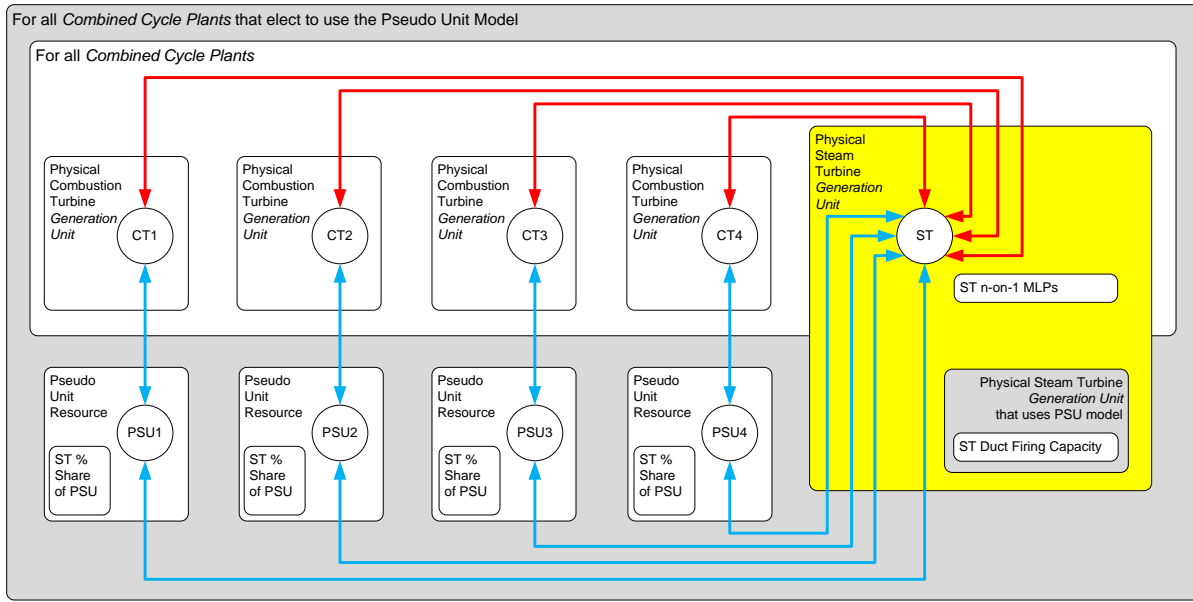
3.2.3 Steam Turbine Percentage Share of a Pseudo Unit

Steam Turbine Percentage Share of a PSU is the amount of steam turbine capacity associated with each PSU, expressed as a percentage. The values are captured only when the *market participant* intends to use pseudo unit modeling and must reflect the technical capability of the *generation unit*. The registered ST Percentage Share of a PSU value will be used to calculate the Maximum Generator Capacity (MGC) and Duct Firing Operating Region of a Pseudo Unit (formulas are available in 4.2.6).

3.2.4 Steam Turbine Duct Firing Capacity

Duct Firing Capacity is the capacity available from the duct firing of a physical steam turbine. For registration purposes, a single value of Duct Firing Capacity will be provided and captured for a steam turbine resource associated with a combined cycle plant that has indicated the desire to use pseudo unit modeling. The value must reflect the technical capability of the *generation unit*. The registered ST Duct Firing Capacity value will be used to calculate the Duct Firing Operating Region of a Pseudo Unit (formula is available in section 4.2.6).

The combined cycle plant relationships and registration requirements in sections 3.2.1 to 3.2.4 are shown in Figure 3-2 below:



Legend: Combined cycle plants require all "red line" relationships shown to be established.
 Combined cycle plants that elect to use the pseudo unit model require all "red line" and "blue line" relationships shown to be established.

Figure 3-2: Combined Cycle Plant Relationships and Registration Requirements

3.3 IESO Validations and Actions

3.3.1 Physical Resource Validation

The IESO receives and validates *facility* registration information from *market participants* as outlined in this section.

Minimum Loading Point

A resource that is a dispatchable generation unit and is not a quick start *generation unit*, may submit a *minimum loading point* (MLP) in megawatts (MW) based on its technical capability. The IESO will ensure that the value submitted is in the format $xxxx^5$ MW and is greater than or equal to zero but less than the Maximum Generator Capacity.

The IESO will assign a default value of zero (0) MW to these resources if no value is provided by the *market participant*.

Minimum Generation Block Run Time

A resource that is a dispatchable *generation unit*, and is not a quick start generation unit, may submit a *minimum generation block run time* (MGBRT) in hours based on its technical capability. The IESO will ensure that the value submitted is in the format xx hours and is greater than or equal to zero but less than 24.

⁵ Format validation of MLP (an existing registered value) is according to the current process, and will differ from validation of newly created values (i.e. ST MLP) that allow for a submission that includes a single decimal value.

The *IESO* will assign a default value of zero (0) hours to these resources if no value is provided by the *market participant*.

Elapsed Time to Dispatch

All dispatchable *generation units* must submit an elapsed time to dispatch (ETD) in minutes. The *IESO* will ensure that the number is a non-negative integer in the format xxx minutes and is greater than or equal to zero (0).

Daily Cascading Hydroelectric Dependency

A resource that is a dispatchable *generation unit* with a registered fuel type of “WATER” may submit a daily cascading hydroelectric dependency (DCHD).

The *IESO* will ensure that *facilities* declared as having a cascading hydroelectric dependency with another generation facility are controlled by the same *registered market participant*.

3.3.2 Combined Cycle Plant Validation

When a *market participant* submits registration requirements for a combined cycle plant (CCP), validation by the *IESO* includes:

- Physical resources associated with the CCP being registered are not physically aggregated. This does not include Compliance aggregation as described in Market Manual 4.3, Real-Time Scheduling of the Physical Markets, section 1.12.
- All physical resources (CTs and STs) have already been registered individually.
- All physical resources (CTs and STs) are part of the same registered facility.
- All physical resources (CTs and STs) have a resource bid type of dispatchable.
- Registered CCP configuration is limited to a maximum of four (4) CTs and a single ST

When a *market participant* indicates the desire to participate in pseudo unit modeling for Day Ahead scheduling of the combined cycle plant, further validation by *IESO* includes:

- The number of PSUs registered must be equal to the number of CTs registered to the *facility*.
- Each PSU will have a unique CT.
- All CTs at a combined cycle plant that register as a PSU must share one Steam Turbine.
- DA-PCG eligibility for each PSU resource will be based on physical CT unit registration data.
- PSU market type participation (i.e. *energy market, operating reserve markets*) shall be identical to that of the physical CT unit registration data.
- PSU resource type shall be identical to that of the physical CT unit registration data and shall be registered as dispatchable resources.
- PSU Maximum Generator Capacity (PSU MGC) will be calculated and recorded based on the Maximum Generator Capacity of the CT and ST and the registered ST Share parameter.

Combined Cycle Plant CT to ST Relationship

The *IESO* will determine the subset of dispatchable generators that are combustion and steam turbines of a combined cycle plant based on the data provided by *market participants*.

As an example, if a combined cycle plant has physical resources CT1, CT2, CT3 and ST1. When the *market participant* submits registration requirements for a Combined Cycle Plant (CCP), the IESO must recognize the following relationships:

- ST1 is associated with CT1
- ST1 is associated with CT2
- ST1 is associated with CT3

When the *market participant* indicates the desire to participate in pseudo unit modeling as part of Day Ahead scheduling of the combined cycle plant, the IESO must also recognize the following relationships:

- PSU1 consists of CT1 and ST1
- PSU2 consists of CT2 and ST1
- PSU3 consists of CT3 and ST1

Steam Turbine Minimum Loading Point

STs at a combined cycle plant must submit multiple MLPs (one for every CT at the CCP). The IESO will ensure that each value is a number in the format xxxx.x MW and is greater than zero. Additionally, the IESO will ensure that each MLP satisfies the condition:

$$0 < \text{MLP}_{(n-1)\text{-on-1}} < \text{MLP}_{n\text{-on-1}} \leq \text{Maximum Generator Capacity, where } 2 \leq n \leq \# \text{ of CTs}$$

The IESO will assign a default value is 0.0 MW for all (n-1) additional MLPs if no value is provided by the *market participant*.

Steam Turbine Percentage Share of a PSU

The data submitted by the *market participant* will be validated by the IESO based on the following validation rules:

- The number of share percentage values provided must equal the number of combustion turbine resources in the combined cycle plant that is being registered for PSU modeling.
- Each value must have the number format xxx.x%.
- Each value must be a non-negative value.
- Each ST percentage must be greater than 0.0% and less than 100%.
- The ST percentage multiplied by ST Maximum Capacity Rating (MCR) must be greater than or equal to ST MLP_{1-on-1}.
- Each value must have a start date associated with the specified value in order to handle time dependent revisions of Steam Turbine Percentage Share of PSU.
- The sum of all share percentages must equal 100.0%.

Steam Turbine Duct Firing Capacity

The data submitted by the *market participant* will be validated by the IESO based on the following validation rules:

- It must be a steam turbine from a combined cycle plant.
- The number format xxxx.x – unit is MW.

- $0 \leq \text{Duct Firing} < \text{Maximum Generator Capacity} - [(\text{Registered Number of Combustion Turbines at a Combined Cycle Plant}) * (\text{Registered ST MLP}_{1-\text{on-1}})]$.
- It must have a start date associated with the specified value in order to handle time dependent revisions of Duct Firing.

Steam Turbine of a Combined Cycle Plant

The IESO will determine the subset of dispatchable generators that are combustion and steam turbines of a combined cycle plant based on the data provided by *market participants*. The information will be used by the IESO solutions to identify which dispatchable generation units can submit more than one DGD MLP value.

Combustion Turbine of a PSU

The IESO will identify the subset of dispatchable *generators* that are combustion turbines of a combined cycle plant that use the pseudo unit model based on data provided by the *market participant*. This information will be used by the IESO solutions to identify which generation units can submit a Single Cycle Flag as part of their DGD submissions. Submission of the DGD Single Cycle Flag provides the ability for the PSU operating region data calculations to toggle between single cycle mode and combined cycle mode.

3.3.3 IESO Actions

After validation of the registration data submitted by the *market participant*, the IESO must make a number of status decisions and take specific actions as outlined below.

Eligible Energy Limited Resource Flag

The ability for a participant to resubmit *dispatch* data as an eligible *energy* limited resource (EELR) will be determined by the IESO from the DCHD registration data submitted by *market participants*. The state for the single value EELR Resubmission Flag will be determined based on the following rules:

IF	Daily Cascading Hydroelectric Dependency = YES
THEN	EELR Resubmission Flag = YES
ELSE	EELR Resubmission Flag = NO

The IESO will initialize the data if the *resource* is a *generation unit*; the default value is NO. Once defined as an EELR, a *generation unit* is deemed eligible to resubmit dispatch data after the initial run of the DACE, provided that a Daily Energy Limit (DEL) was submitted as part of the day-ahead offer.

Quick Start Flag

The IESO will determine a single value for the Quick Start Flag based on the technical data provided for each dispatchable *generation unit*. If the resource is identified as a quick start based on the Market Rule definition, the flag will be set to YES. The quick start definition can be found in [Chapter 11](#) of the Market Rules.

Day Ahead Production Cost Guarantee Eligibility Flag

The Day Ahead Production Cost Guarantee (DA-PCG) allows eligible dispatchable *generation units* guaranteed cost recovery when dispatched to produce in the *real-time market* and real-time revenue is insufficient to cover the as-offered costs to produce schedules as committed in DACP. This eligibility is determined at the time of registration and is based on the technical data submitted by the *market participant*. The *IESO* registration solution will initialize the flag to a default value of NO. The *IESO* will determine the value of the flag based on the following rules:

IF	Quick Start = NO
AND	MLP > 0 MW
AND	MGBRT > 1 hour
AND	ETD > 60 min
AND	Registered Resource Fuel Type is not 'URANIUM' ⁶
THEN	PCG Eligibility Flag = YES
ELSE	PCG Eligibility Flag = NO

Minimum Loading Point Tolerance

The minimum loading point (MLP) tolerance value is a static percentage (greater than or equal to 100%), applied to the registered *minimum loading point* to determine the amount that the MLP submitted as part of Daily *Generator Data* can exceed the registered value without being flagged for further review by *IESO* market surveillance.

The *IESO* will monitor and adjust the tolerance percentage when it is determined that the tolerance value needs to be either relaxed or restricted based on observations and follow up with previous DGD violations.

Minimum Generation Block Run Time Tolerance

The minimum generation block run time (MGBRT) tolerance value is a static percentage (greater than or equal to 100%), applied to the registered *minimum generation block run time* to determine the amount that the MGBRT submitted as part of Daily *Generator Data* can exceed the registered value without being flagged for further review by *IESO* market surveillance.

The *IESO* will monitor and adjust the tolerance percentage when it is determined that the tolerance value needs to be either relaxed or restricted based on observations and follow up with previous DGD violations.

– End of Section –

⁶ Nuclear *generation units* are excluded from receiving a DA-PCG

4. Data Submission

The data submission process includes the submission of *dispatch data* and technical data, referred to as daily generator data, for use in the Day Ahead Commitment Process (DACP). The process for submitting dispatch data and daily generator data is described in detail in this section and illustrated in Figure 4.1.

4.1 Dispatch Data

Dispatch data remains unaffected for most resource types with the introduction of the enhanced DACP. The lone exception, three part offers for dispatchable not-quick-start generators, is described below.

Table 4-1: Dispatch Data Submission by Resource Type

Data Description	Unit of Measure	New Item	Resource Type						
			Not Quick Start	Pseudo Units	Quick Start	TSG; INT; SS Generators	Dispatchable Loads	Imports	Exports
Start-Up Costs	\$	YES	X	X					
Speed No-Load Costs	\$	YES	X	X					
Incremental Energy Bid	\$/MWh	NO					X		X
Incremental Energy Offer	\$/MWh	NO	X	X	X			X	
Incremental Energy Quantity	MW	NO	X	X	X		X	X	X
Incremental Offer	\$/MWh	NO	X	X	X		X	X	X
Incremental OR Quantity	MW	NO	X	X	X		X	X	X

Data Description	Unit of Measure	New Item	Resource Type						
			Not Quick Start	Pseudo Units	Quick Start	TSG; INT; SS Generators	Dispatchable Loads	Imports	Exports
Energy Ramp Up ⁷	MW/minute	NO	X	X	X		X	X	X
Energy Ramp Down	MW/minute	NO	X	X	X		X	X	X
OR Ramp Up	MW/minute	NO	X	X	X		X	X	X
Energy Limit ⁸	MWh	NO	X	X	X				
Schedules and Forecasts	MWh	NO				X			
NERC Tag Identifier ⁹	N/A	NO						X	X

4.1.1 Three Part Offers

Dispatchable not quick start *generators* can submit three part *offers* for consideration in the Day Ahead Calculation Engine (DACE). The three parts of the *offer* are:

- Start-up cost (new *offer* component)
- Speed-no-load cost (new *offer* component)
- Incremental *energy* (existing *offer* component)

⁷ The DACE uses the first hourly ramp rate offered as the ramp rate for all subsequent hours .

⁸ The energy limit has a daily granularity. The other data elements in this table have hourly granularity.

⁹ The NERC Tag identifier of an import that is associated with a wheeling transaction should match the NERC Tag identifier for the corresponding export.

Start-Up Cost

Start-Up Cost (SUC) is submitted as an *offer* attribute of *dispatch data*. The SUC is a single value for each offered hour submitted (to a maximum of 24 values) for day ahead.

Speed No-Load Cost

Speed No-Load (SNL) Cost is submitted as an *offer* attribute of *dispatch data*. The SNL Cost is a single value for each offered hour submitted (to a maximum of 24 values) for day ahead.

Incremental Energy Bids/Offers

The current incremental *bid/offer* structure and validation does not change with the enhanced DACP, with the exception of incremental offer submissions made for pseudo unit (PSU) resources. Approved *offers* will be used by both DACP and Pre-dispatch (with the exception of pseudo units in pre-dispatch and physical units associated with pseudo units in DACP).

Incremental *energy* offers may be adjusted after the DACP Schedule of Record (SOR) is issued in accordance with existing submission window rules. Pre-dispatch only considers incremental energy offers and ignores SNL & Start-up costs and all pseudo unit offers. *Market participants* may want to change their offers (for not quick start *generation units*) after DACP in order to reflect their integrated costs in a single part offer.

Incremental Energy Price and Quantity submissions for PSU resources will require an additional validation step that ensures that the number of Price-Quantity pairs does not exceed a specified number. The allowed number of PQ pairs for a PSU is based on the number of CT's registered as part of that combined cycle plant. This limitation is required to ensure that during PCG settlement of a PSU, all of the associated PSU incremental energy offers can be reconstructed into a single ST incremental energy offers and not exceed the 20 PQ pair limit currently in place.

For all PSU incremental energy offer submissions, market participants will be prevented from submitting more than $(20/N)^{10}$ PQ pairs where, N is equal to the Number of Combustion Turbines at a Combined Cycle Plant.

4.1.2 Dispatch Data Submission Prior to 10:00 EST

For a *market participant's* resource to be considered for optimization in the DACP, the *market participant* must submit initial *dispatch data* for the next day's operation before the start of the commitment process (before 10:00). The *market participant* provides either *dispatch data* for the resource between 6:00 and 10:00 or has a standing *bid/offer* that is accepted prior to 6:00. (Standing *bids/offers* submitted before 6:00 are converted at 6:00 for use in the commitment process.)

4.1.3 Dispatch Data Submission after 10:00 EST

Dispatch data submissions between 10:00 and 14:00 from dispatchable *generators*, and *dispatchable loads* which are subject to operator approval, must be accompanied by a currently defined reason code. If "OTHER" is selected, a corresponding text description must be included. If a reason code is not included, the *bid/offer* will be automatically rejected and a validation error will be issued.

Dispatch data submissions between 10:00 and 14:00 from non-dispatchable generators (forecasts and schedules), physical units associated with a pseudo unit and eligible energy limited resources that pass standard validation rules will be accepted.

¹⁰ The result of the 20/N calculation will be rounded down to the nearest whole number.

Dispatch data for dispatchable *generators*, *dispatchable loads*, imports, exports and linked wheels waiting for operator approval at 14:00, will be automatically rejected.

Cascade hydroelectric *generation units* that are *energy* limited may be scheduled in a sub-optimal way. For this reason, we will give Eligible Energy Limited Resources that submitted a daily energy limit prior to 10:00 an opportunity to look at the results¹¹ of one complete run of the DACE and allow EELR *offers* including the Daily Energy Limit (DEL) to be adjusted.

During the EELR Re-submission Window (normally from 11:00 to 12:00), restrictions will not apply to *Dispatch Data* changes from Eligible Energy Limited Resources for all revisions and cancellations. As in current DACP processes, there may be limitations on the ability to view DACE results or to change EELR data due to contingencies or other planned events such as software upgrades.

Revisions to *dispatch data* requiring operator approval can be made for the following reasons:

- The *IESO* requests submission of *dispatch data* for *reliability* reasons.
- The *IESO* rejects, revokes or recalls an outage.
- Equipment is returning early from a planned or *forced outage*.
- Changes in the operational status of the *generation facility* or the *dispatchable load facility* to prevent the facility from operating in a manner that would violate any *applicable law*, endanger the safety of any person, or damage property or the environment.

4.1.4 Dispatch Data Submission after 14:00 EST

All PSU offer submissions after 14:00 until 6:00 the next day will be rejected with the exception of valid standing offers.

Offers for Physical units (PU) associated with a PSU are Real-time offers and are ignored by the DACE (i.e., are not considered during the day-ahead optimization process). Changes to these offers after 14:00 are subject to the existing validation rules.

The timeline described above is summarized in Figure 4-1 below.

¹¹ Principles for the access to reports are highlighted in Section 7.1.

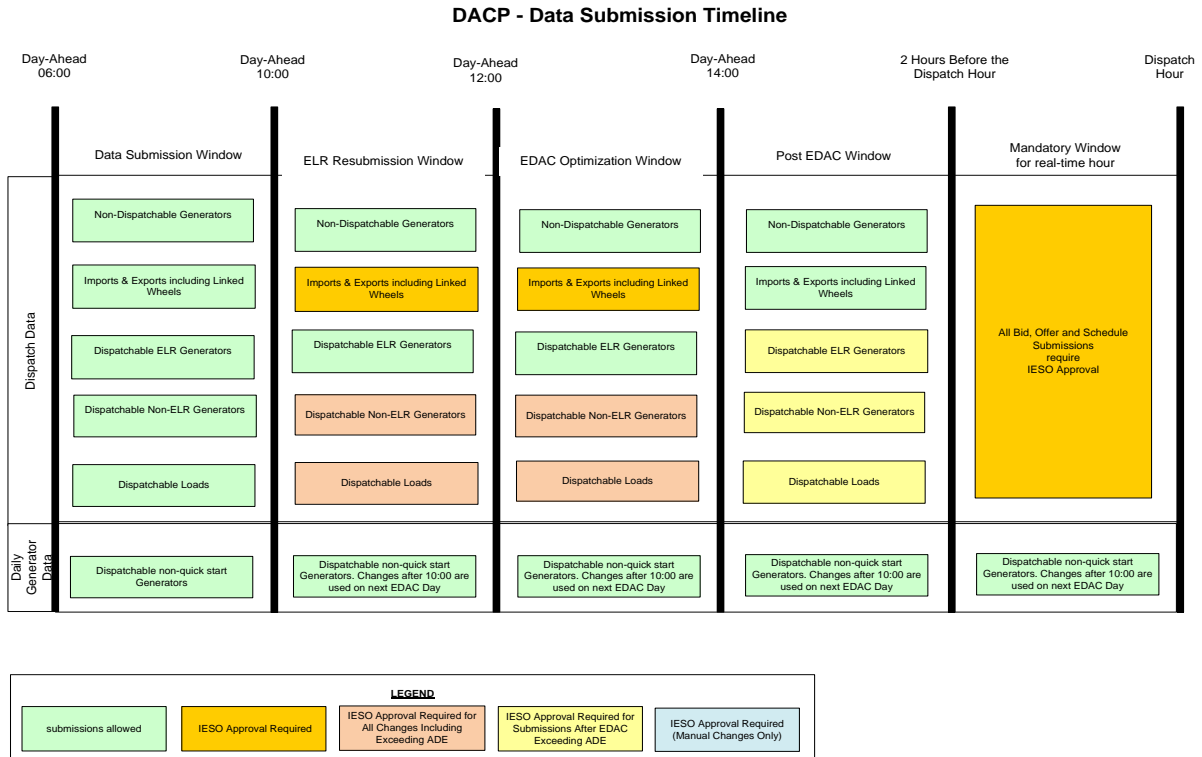


Figure 4-1: DACP Submission Timeline

4.1.5 Availability Declaration Envelope

The Availability Declaration Envelope (ADE) is the hourly capacity offered day ahead for dispatchable *generators* or the hourly load *bid* as dispatchable for *dispatchable loads*. *Dispatch data* submitted prior to 10:00 forms the resource’s initial ADE day ahead.

Any new or revised *dispatch data* submission that has been accepted by the *IESO* before 14:00 is used to establish the resource’s ADE.

Market participants must submit their initial real-time *offers* for PUs associated with a PSU by 10:00 Day 0. For each physical unit (PU) associated with a PSU, the PU *offer* at 14:00 determines the Availability Declaration Envelope for that resource.

After 14:00, *market participants* need *IESO* approval to submit any new or revised *dispatch data* that expands their ADE, except for *dispatch data* submitted in *response* to an *IESO* request for additional *bids* and *offers*.

4.1.6 Pseudo Unit Offer Submission—Day Ahead

Market participants that have elected to use the pseudo unit model must submit day-ahead *offers* for the PSU resource and real-time offers for their physical unit resources that comprise the PSU.

The following conditions apply to these resources:

- *Market participants* must submit day-ahead PSU *offers* by 10:00 on Day 0 (i.e., in time for the first Day-Ahead Calculation Engine run of the day).

- *Market participants* must submit their initial real-time *offers* for PUs associated with a PSU by 10:00 on Day 0. For each PU associated with a PSU, the PU *offer* at 14:00 determines the Availability Declaration Envelope for that resource.

4.2 Daily Generator Data

The DACE requires daily generator data (DGD) values for dispatchable *generators*. The DACE initializes DGD with the default values¹² (specified below). Not Quick Start generators can provide alternate values to the defaults and can revise the values on a daily basis. Non-dispatchable resources (intermittent, self-scheduling, *dispatchable loads*, imports and exports) do not have default DGD values or the ability to alter these values.

Table 4-2: Daily Generator Data Submission by Resource Type

Data Description	Unit of Measure	New Item	Not Quick Start Generator
Minimum Loading Point	MW	YES	X
Minimum Generation Block Run Time	Hours	YES	X
Minimum Generation Block Down Time	Hours	YES	X
Maximum Number of Starts per Day	Number	YES	X
Single Cycle Flag ¹³	Yes/No	YES	X

¹² The DACE does not accept null values as inputs. Inputs to the DACE require initial default values.

¹³ Only applies to CTs associated with pseudo units.

4.2.1 Minimum Loading Point

The DGD minimum loading point (MLP) submitted by the *market participant* will be validated by the IESO and compared to the DGD MLP Limit. Submissions exceeding this limit are allowed, but will require a reason code and IESO approval and may be identified to compliance for review if the change was made for non-technical reasons.

4.2.2 Minimum Generation Block Run Time

The DGD minimum generation block run time (MGBRT) submitted by the *market participant* will be validated by the IESO and compared to the DGD MGBRT Limit. Submissions exceeding this limit are allowed, but will require a reason code and IESO approval and may be identified to compliance for review if the change was made for non-technical reasons.

4.2.3 Minimum Generation Block Down Time

Minimum generation block down time (MGBDT) is defined as the minimum number of hours, specified by the *market participant*, that is required between the time a *generation unit* is last at its *minimum loading point* before de-synchronization and the time the generation unit reaches its *minimum loading point* again after synchronization.

4.2.4 Maximum Number of Starts per Day

The maximum number of starts per day is the number of times that a *generation unit* can be started within a *dispatch day*.

4.2.5 Single Cycle Flag

This value will be submitted when the combined cycle operator wishes to operate the CT in single cycle mode. (The steam produced from the CT is not used as a primary fuel for the ST). During single cycle mode, IESO will ignore the ST contribution when computing the PSU parameters.

4.2.6 Pseudo Unit Daily Generator Data Submission

Market participants are not permitted to directly submit daily *generator* data (DGD) for their PSU resources. Instead, they must revise their physical unit DGD accordingly, and the IESO will compute their PSU parameters.

Market participants are expected to understand how updating their physical unit DGD will affect their PSU DGD and should adjust their physical unit DGD accordingly to achieve their desired PSU results. The formulas used in computing the PSU parameters are further described in this section.

DGD Single-Cycle Mode for a Combustion Turbine of a Pseudo Unit

A *market participant* can elect to operate a PSU in single-cycle mode (i.e., remove the steam turbine contribution from the pseudo unit). The *market participant* elects this option by submitting the single-cycle mode DGD value for the combustion turbine associated with the PSU. By doing so, the computed technical parameters on the PSU resource will be equal to the technical parameters of the combustion turbine (CT). This feature is only available to a CT associated with a PSU, and will

enable the *market participant* to continue submitting *offers* on the PSU when the ST is derated or unavailable.

Single-cycle mode is a daily *generator* data value used by the *IESO* in calculating PSU DGD values. These PSU DGD values are inputs to the DACE. The single-cycle mode is a single value applied to all hours of the DACP day.

```

IF
    SingleCycleModeFlagPSU(n) = NO,
    then PSU operates in combined cycle mode (ST contribution
enabled)
ELSE
    SingleCycleModeFlagPSU(n) = YES,
    then PSU operates in single cycle mode (ST contribution
disabled)

```

Computation of Pseudo Unit DGD Technical Parameters

The following PSU parameters are computed by the *IESO* after 10:00 and are based on the related physical unit DGD parameters submitted:

PSU Maximum Generator Capacity (MGC) is computed to be the sum of the MGC of the associated combustion turbine (CT) (submitted through registration) plus the steam turbine (ST) contribution to PSU MGC (computed value).

$$\text{MaxCapacity}_{\text{PSU}(n)} = \text{MaxCapacity}_{\text{CT}(n)} + \text{MaxCapacity}_{\text{ST_to_PSU}(n)}$$

Where

IF $\text{SingleCycleModeFlag}_{\text{PSU}(n)} = \text{NO}$,

$$\text{MaxCapacity}_{\text{ST_to_PSU}(n)} = \text{Share\%}_{\text{PSU}(n)} * \text{MaxCapacity}_{\text{ST}}$$

ELSE

$$\text{MaxCapacity}_{\text{ST_to_PSU}(n)} = 0.0$$

PSU MLP is computed to be the sum of the MLP of the associated CT plus the DGD 1-on- 1 MLP of the ST as submitted through DGD.

IF $\text{SingleCycleModeFlag}_{\text{PSU}(n)} = \text{NO}$,

$$\text{MLP}_{\text{PSU}(n)} = \text{MLP}_{\text{CT}(n)} + \text{MLP}_{\text{ST}}$$

ELSE

$$\text{MLP}_{\text{PSU}(n)} = \text{MLP}_{\text{CT}(n)}$$

PSU MGBRT is computed to be equal to the associated CT DGD MGBRT as submitted through DGD.

$$\text{MGBRT}_{\text{PSU}(n)} = \text{MGBRT}_{\text{CT}(n)}$$

PSU MaxStarts is computed to be equal to the associated CT MaxStarts as submitted through DGD.

$$\text{MaxStarts}_{\text{PSU}(n)} = \text{MaxStarts}_{\text{CT}(n)}$$

PSU is the minimum generation block down time of a PSU equal to the supplied MGBDT of the associated CT through DGD.

$$\text{MGBDT}_{\text{PSU}(n)} = \text{MGBDT}_{\text{CT}(n)}$$

Note: Computed parameters will be rounded to the nearest single decimal value.

Computation of PSU DGD Operating Region Parameters

The following PSU parameters are computed by the IESO after 10:00 and are based on the related physical unit DGD parameters submitted:

The **PSU Lower Operating Region Amount** (PSU_OR_1), also known as the MLP Range, is defined as the capacity available from zero output to the MLP of the PSU. The PSU Lower Operating Region is computed to be equal to the computed value of the MLP of the PSU.

$$\text{PSU_OR_1}_{\text{PSU}(n)} = \text{MLP}_{\text{PSU}(n)}$$

The **PSU Upper Operating Region Amount** (PSU_OR_3), also known as the Duct Firing Range, is defined as the capacity available from duct firing above the Middle Operating Region. The PSU Upper Operating Region is computed to be the product of ST percentage share per PSU and the ST duct firing capacity. Both input values are submitted through registration.

IF SingleCycleModeFlag_{PSU(n)} = NO,

$$\text{PSU_OR_3}_{\text{PSU}(n)} = \text{Share\%}_{\text{PSU}(n)} * \text{DuctFiring}_{\text{ST}}$$

ELSE

$$\text{PSU_OR_3}_{\text{PSU}(n)} = 0.0$$

The **PSU Middle Operating Region Amount** (PSU_OR_2), also known as the Dispatchable Range, is defined as the capacity available above MLP and below the start of duct firing. The PSU Middle Operating Region is computed as the difference of the PSU MCR, the Upper Operating Region and the Lower Operating Region.

$$\text{PSU_OR_2}_{\text{PSU}(n)} = \text{MaxCap}_{\text{PSU}(n)} - \text{PSU_OR_3}_{\text{PSU}(n)} - \text{PSU_OR_1}_{\text{PSU}(n)}$$

Computation of ST DGD Portion of PSU Operating Regions

The following PSU parameters are computed by the IESO after 10:00 and are based on the related physical unit DGD parameters submitted:

The ST Portion of an Operating Region is the capacity the ST contributes to the PSU for a specified operating region. The DACE requires the input of the ST portions expressed as percentages.

The **ST Portion of the Lower Operating Region Amount** (ST_OR_1) is equal to the DGD 1-on-1 MLP of the ST.

IF SingleCycleModeFlag_{PSU(n)} = NO,

$$\text{ST_OR_1}_{\text{PSU}(n)} = \text{MLP}_{\text{ST}}$$

ELSE

$$\text{ST_OR_1}_{\text{PSU}(n)} = 0.0$$

The **ST Portion of the Upper Operating Region Amount** (ST_OR_3), expressed in MW, is computed as the product of ST percentage share per PSU and the ST duct firing capacity. Both input values are submitted through registration.

IF SingleCycleModeFlag_{PSU(n)} = NO,

$$ST_OR_3_{PSU(n)} = Share\%_{PSU(n)} * DuctFiring_{ST}$$

ELSE

$$ST_OR_3_{PSU(n)} = 0.0$$

The **ST Portion of the Middle Operating Region Amount** (ST_OR_2), expressed in MW, is computed as the difference of the ST contribution to a PSU MCR, the ST Portion of the Upper Operating Region and the ST Portion of the Lower Operating Region. All three input values are computed.

$$ST_OR_2_{PSU(n)} = MaxCapacity_{ST_to_PSU(n)} - ST_OR_3_{PSU(n)} - ST_OR_1_{SU(n)}$$

The ST Portions, expressed as percentages, are computed as the share of the ST Portion divided by the PSU Operating Region. Both input values are computed.

$$K1 = ST_OR_1_{PSU(n)} / PSU_OR_1_{PSU(n)} * 100$$

$$K2 = ST_OR_2_{PSU(n)} / PSU_OR_2_{PSU(n)} * 100 \text{ where } PSU_OR_2_{PSU(n)} > 0, \text{ else } K2 = 0$$

$$K3 = ST_OR_3_{PSU(n)} / PSU_OR_3_{PSU(n)} * 100 \text{ where } PSU_OR_3_{PSU(n)} > 0, \text{ else } K3 = 0$$

4.2.7 Steam Turbine DGD MLP for n-on-1 CT-to-ST Configuration Submission and Validation

A physical ST that is part of a combined cycle plant and is not physically aggregated (regardless of whether or not the *market participant* has elected to use the Pseudo Unit Model) will be able to provide each of their n-on-1 DGD MLPs where applicable. The number of DGD MLPs a *market participant* can submit for a ST is dependent on the number of CTs in the combined cycle plant.

The additional n-on-1 DGD MLPs is limited and equal to (n-1), where n is equal to the number of CTs at the combined cycle plant. For example, a combined cycle plant with three CTs and one ST can provide a 2-on-1 and 3-on-1 DGD MLP, but may not submit a 4-on-1 DGD MLP.

The *market participant* may only submit CT-to-ST configuration values for the number of combustion turbines in the combined cycle plant.

The DGD MLP Limits are computed based on the registered value of MLP and the tolerances as determined by the *IESO*.

The submitted MLP will be validated based on the following validation rules:

- Number format xxxx.x, (units are in megawatts [MW])
- $0 < DGD\ MLP(i)\text{-on-1} < DGD\ MLP(i)\text{-on-1}\ Limit$
- $0 < DGD\ MLP(i-1)\text{-on-1} < DGD\ MLP(i)\text{-on-1}$ where $2 < i < n$

4.2.8 Approval of Daily Generator Data

DGD can be submitted at any time. In contrast to unapproved submitted *dispatch data*, DGD submissions are NOT rejected daily at 14:00.

DGD submissions accepted by the *IESO* prior to 10:00 will be used for Day 1 optimization and must be validated using the DGD limits effective for Day 1. DGD submissions after 10:00 will be used in the next day's DACP.

Submission above the MLP or MGBRT Limit will require a reason code and *IESO* approval. Submissions above the limit will be approved, but may be identified to compliance for review if the change was made for non-technical reasons. Where DGD submitted after 16:00 requires approval, the market participant must notify the Day Ahead Operator the next day and request approval. DGD requiring approval must be accompanied by a reason code (Technical or Non-Technical).

Table 4-3: DGD Submission Reason Codes

Code	Definition
T	Technical requirement
NT	Non-Technical requirement

4.3 Regulation Offer Submission

Regulation Capacity is offered by each *Ancillary Service Provider* by 9:00 on Day 0 (for DACP Day 1). The *IESO* must process and confirm Regulation schedules by 10:00. The *IESO* will ensure for each hour of Day 1 for which the Ancillary Service Provider has submitted a Regulation *offer* that the offer is a number in the format of xxx.x MW and is greater than or equal to 0.0 MW.

4.4 Segregated Mode of Operation

Market participants must submit segregated mode of operation (SMO) requests by 09:00 in order to be included in the first run of DACP. The *IESO* must assess the SMO request by 10:00, if it is received from the *market participant* no later than 09:00 (for use in the 10:00 DACP run). The *IESO* will assess SMO requests received after 09:00 and before 10:00 on a best effort basis. Knowing that SMO can be recalled at any time for *reliability*, *market participants* are required to have *offers* in the Ontario Market prior to 10:00 for any SMO generation.

SMO is treated equivalently to an export wanting to be considered in DACP. Thus SMO requests must be approved prior to 10:00 in order to be considered in the DACP.

4.5 Linked Wheels

The Day Ahead Calculation Engine uses submitted *bids* and *offers* to schedule the import and export legs of a linked wheel based on overall economics. The import *offer* and export *bid* are individually submitted and the wheel is scheduled if the difference between the export bid and import offer prices exceeds the difference between the import and export zone shadow prices. When one leg of an *offer* to import or a *bid* to export submitted for an identified linked wheel transaction is not successfully

scheduled in whole or in part in DACP, the corresponding leg will be reduced to the lowest scheduled quantity.

Note: In the DACP, linked wheels will be scheduled economically as linked transactions. It is not necessary to follow the pricing constraints for real-time *bid/offers* defined in *Market Manual* 4.2.

4.6 IESO Actions

4.6.1 Dispatch Data

Dispatch data submitted to the *IESO* will be accepted if it meets applicable validation rules and is provided in the appropriate submission-time window. If any part of a submission fails its validation, then the entire submission fails.

Start-Up Costs

For submitted start-up costs (SUC) from a not quick start dispatchable *generator*, the *IESO* will ensure that the submission is a number in the format of xxxxxx \$/start that is either greater than or equal to zero (0).

Speed No-Load (SNL) Cost

For submitted speed no-load (SNL) cost from a not quick start dispatchable *generator*, the *IESO* will ensure that the submission is a number in the format xxxxx \$/hour that is either greater than or equal to zero (0).

Daily Generator Data

Daily Generator Data (DGD) consists of:

- Minimum Loading Point (0 MW)
- Minimum Generation Block Run Time (0 Hours)
- Minimum Generation Block Down Time (0 Hours)
- Maximum Number of Starts per Day (24 starts)
- Single Cycle Mode Flag (NO)

(Initial default values are provided in parentheses.)

Dispatchable *generators* (excluding Quick Starts) may submit Daily Generator Data and it is prohibited for all other resource types. *Market participants* can use the initial DGD default values. If the *market participant* uses the initial default values, their resulting schedule may not respect the technical capabilities of their resource. These initial defaults remain in effect for future runs of DACE until the *market participant* revises them. *Market participants* are responsible for revising existing *offers* to respect any changes to DGD.

Minimum Loading Point and Minimum Loading Point Limit

The *IESO* will validate the *market participant's* submission of DGD Minimum Load Point by comparing it to the DGD MLP Limit (a calculated value). The DGD MLP Limit is defined as the minimum of the resource's registered Maximum Generator Capacity or the resource's registered MLP multiplied by a tolerance (a percentage value equal to or greater than 100%).

Minimum Generation Block Run Time and Minimum Generation Block Run Time Limit

The *IESO* will validate the *market participant's* submission of DGD Minimum Generation Block Run Time by comparing it to the DGD MGBRT Limit (a calculated value). The DGD MGBRT Limit is defined as the minimum of either 24 hours, or the resource's registered MGBRT multiplied by a tolerance (a percentage value equal to or greater than 100%).

Minimum Generation Block Down Time

For not quick start dispatchable *generators* that submitted MGBDT, the *IESO* will ensure that the number is in the format xx hours and is greater than or equal to 0 and less than or equal to 24.

Maximum Number of Starts per Day

For not quick start dispatchable *generators* that submitted Maximum Number of Starts, the *IESO* will ensure that the number is in the format xx that is greater than or equal to 1 and less than or equal to 24.

Single Cycle Flag

A single-cycle mode selection will be recorded for each CT associated with a PSU. The single-cycle mode selection is applied to all hours of the DACP day.

The submitted single-cycle mode will be validated based on the following validation rules:

- Must be a CT associated with a PSU
- The format is Yes/No

Yes means the single cycle mode is selected; no means the combined mode is selected.

- End of Section -

5. DACP Optimization

5.1 New DACE Input Requirements

The majority of inputs required to initialize the Day Ahead Calculation Engine (DACE) are identical to those currently required for the Pre-dispatch run of the constrained and unconstrained schedules. Only the new inputs required to support the DACE are described in this section below.

5.1.1 Initial Hours of Operation

The initial hours of operation (IHO), defined as the number of consecutive hours a dispatchable generator is in operation at the end of Day 0, is used to determine whether to process the start-up *offer* for a generator scheduled at the beginning of Day 1 and to facilitate the treatment of MGBRT over midnight.

The IHO is determined only for not quick start dispatchable generators and is based on:

- The schedules from the most recent Pre-dispatch run for Day 0
- The previous day's DACP constraints in Contract Manager for Day 0 at the time that the most recent Pre-dispatch run for Day 0 results are published

5.1.2 Start-up Offer Treatment for the First Hour of Day 1

When determining the schedule for the first hour of Day 1, the DACE does not take into account the start-up offers for dispatchable generators that are already in operation in the last hour of Day 0 as determined by the IHO.

5.1.3 Treatment of Ramp Rate over Midnight

Resource Initial Schedule (RIS) is determined only for dispatchable generators and loads. It represents the dispatchable resource's initial schedule in HE24 of Day 0. If the dispatchable resource has a non-zero schedule in HE24 of Day 0, the resource is considered to be in operation for the purpose of initializing the DACE.

The RIS is used by the DACE to ensure the resource's hourly ramp rate is respected for the first hour of Day 1. RIS is computed as part of each DACE run and requires the most recent Pre-dispatch Schedule results for Day 0.

5.1.4 Treatment of MGBRT over Midnight

The DACE will commit a generator at the beginning of Day 1 for a minimum number of hours to satisfy its remaining *minimum generation block run time* (MGBRT) from the previous day (see Figure 5-1). The daily generation data (DGD) MGBRT effective for Day 1 will be used to when calculating the remaining MGBRT which needs to be satisfied.

A generator will have its MGBRT honoured across midnight if it satisfies the following conditions:

- It is a PCG eligible generator.
- It has valid offers for all the hours required to satisfy its remaining MGBRT in Day 1.
- $DGD\ MGBRT - IHO \Rightarrow 1$.

In order to satisfy the remaining hours of MGBRT, a generator needs to have offered to at least the DGD MLP for every remaining hour. A PCG eligible generator with valid offers will be committed up to the DGD MLP regardless of the offer price, however, PCG components 1 and 3 up to the DGD MLP will be clawed back using PCG variant #2. For more information on the settlement clawback of components 1 and 3 associated with a completion of MGBRT over midnight refer to section 2.3.3 of the Settlement Design Document.

All costs associated with the completion of MGBRT over midnight should be included as part of the escalating start-up *offers* submitted for a start at the end of the previous DACP day. For more information related to escalating start-up *offers* refer to the Appendix of the Settlement Design Document.

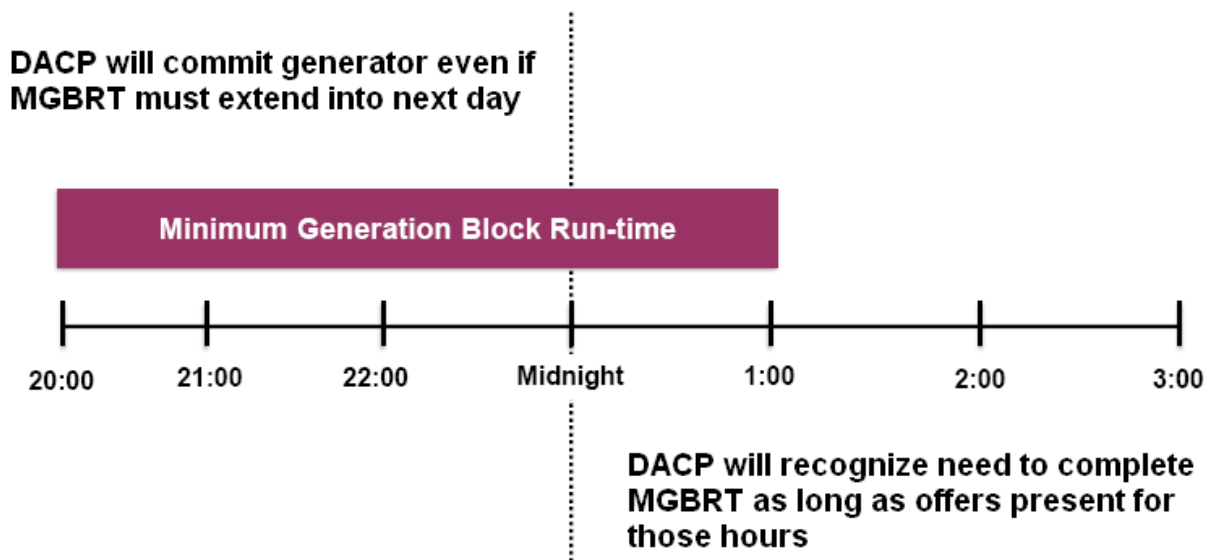


Figure 5-1: Satisfy Generator's MGBRT across Midnight

5.1.5 Treatment of MGBDT over Midnight

The DACE does not respect MGBDT over midnight and will commit a PCG eligible generator that was scheduled off in the previous day, but has not been offline for the specified number of hours, for Day 1. To prevent a commitment that violates MGBDT over midnight, the generator must manage its offers in a manner that would prevent scheduling for the hours which are required to complete the MGBDT.

5.1.6 Use of Three Part Offers in the DACE

The DACE optimizes using the three part offers of not quick start generators to determine day ahead commitments and schedules. Since the engine will only schedule a *not-quick-start generator* to at least its *minimum loading point*, it needs to know the minimum generation costs for the *generator*. The engine will determine the minimum generation costs as the *generator's* speed no-load cost and the incremental energy offer up to its *minimum loading point*. How the engine interprets each of the three-parts of a *generator's offer* is shown in Figure 5-2 below.

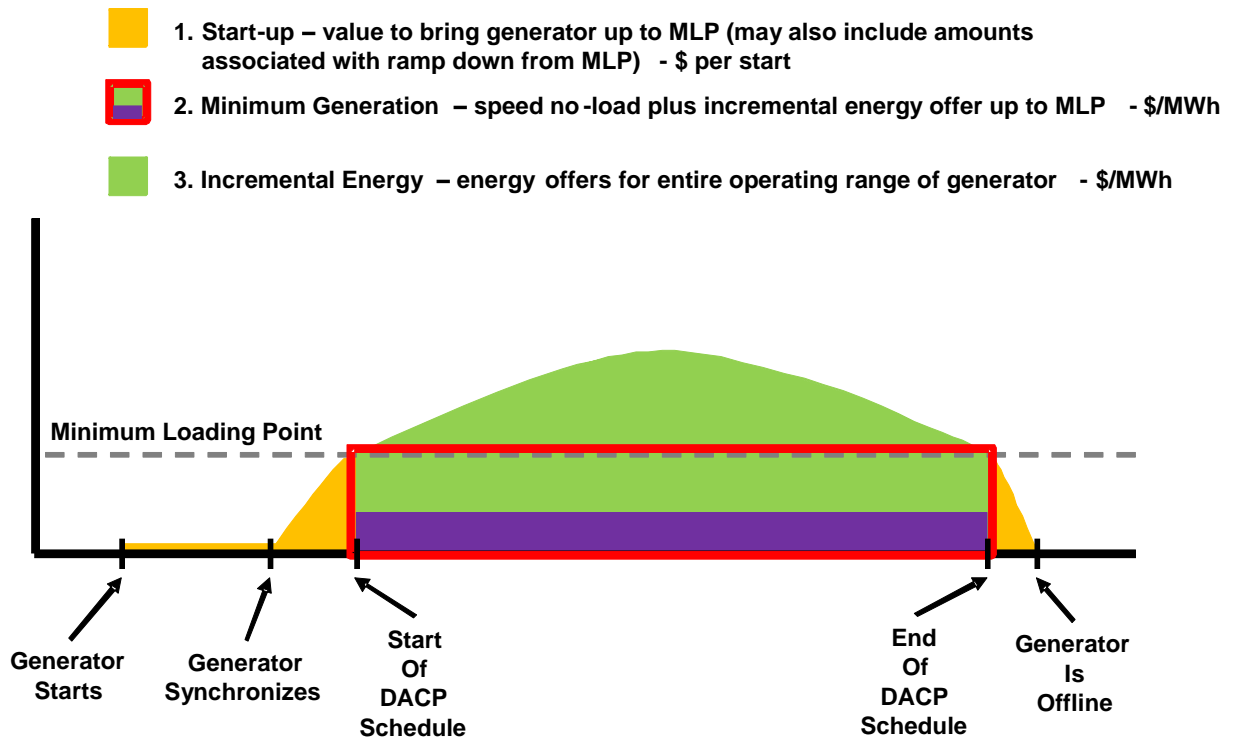


Figure 5-2: Components of Three Part Offer Recognized by DACE

5.2 Optimization Process Overview

The Day Ahead Calculation Engine (DACE) performs two functions—commitment and scheduling. Commitment refers to the economic selection of PCG eligible *generators* and imports to be scheduled in the next day to satisfy *demand*. Commitment has financial connotations that represent a status for PCG eligible generators and imports that are eligible for day-ahead guarantees should they:

1. Operate according to DACP rules, and
2. Receive insufficient real-time revenues to cover their day-ahead as-offered costs.

For day ahead scheduling, the engine produces constrained schedules for all economic resources from the day ahead submitted *bids* and *offers*. These day ahead schedules indicate the most efficient set of resources required to meet the forecast *demand* of the next day. *Market participants* with day ahead schedules may use them to plan their next day's operations. For committed resources, day ahead guarantees are calculated based on these day ahead schedules.

The DACE performs day-ahead commitment and scheduling by maximizing the economic gain from trade. The objective function representing this gain from trade is the same as that used in the real-time *dispatch algorithm*. The engine co-optimizes *energy* and *operating reserve* over the entire 24 hours of the next day while ensuring *security* constraints such as transmission limits are not violated.

There are three passes used in every DACE run. Each pass has a specific purpose and is explained in detail in subsequent sections:

- Pass 1 is Commitment
- Pass 2 is *Reliability*
- Pass 3 is Scheduling

The final outputs of the DACE are schedules for all committed resources (PCG eligible *generators* and imports) *quick start facilities*, *dispatchable loads* and exports, to meet average forecast demand. It co-optimizes *energy* and *operating reserve* over 24 hours of the next day.

A complete run of the DACE is shown below in Figure 5-3.

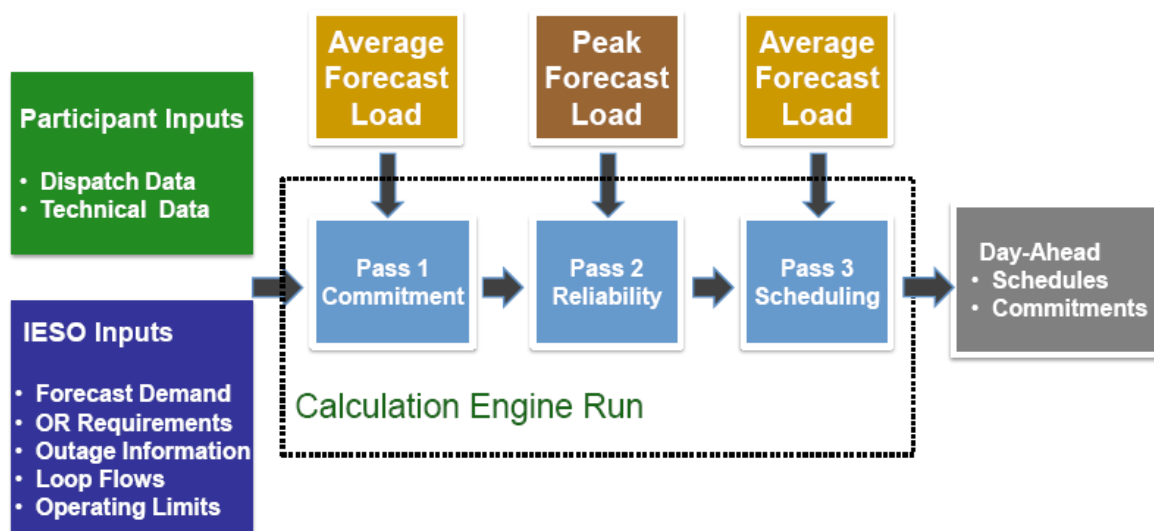


Figure 5-3: 3 Passes = 1 Run

5.2.1 Pass 1—Commitment

The first pass minimizes the total costs to serve average *demand* for the next day. The average demand, rather than the peak demand, is used to prevent over-commitment. For the commitment pass, the engine performs least-cost¹⁴ (from submitted *bids and offers*), *security* constrained commitment and scheduling in order to meet average forecast demand and *operating reserve* requirements. The pass tries to minimize the total costs to serve average demand and operating reserve requirements for the next day. The inputs that Pass 1 uses are listed in Table 5-1.

Table 5-1: Pass 1 Inputs to Day Ahead Calculation Engine

Pass 1 Inputs	Details
Dispatchable Generator Offers	3-part hourly offers for energy from not quick start generators Single part hourly offers for energy from quick start facilities Single part hourly offers for operating reserve
Import Offers	Single part hourly offers for energy and operating reserve
Dispatchable Load Bids	Single part hourly bids for energy and operating reserve
Export Bids	Single part hourly bids for energy and operating reserve
Technical Data (Technical parameters the optimization process must satisfy in the determination of schedules and commitments)	Minimum loading point Minimum generation block run-time Minimum generation block down time Maximum number of starts per day Pseudo unit parameters – output relationship between gas and steam units
Forecasts	Average load forecast Forecast of output from transitional scheduling generator/self-scheduling generation facility/intermittent generators
Outage Information	Planned and forced outages and de-rates from all resources Constraints in Contract Manager associated with outage plans
Security Limits	Transmission system limits

¹⁴ The term ‘cost’ refers to the as-bid and as-offered amounts to consume and produce *energy* in the market respectively. It does not represent the actual expenditure to maintain or generate an electricity-related product.

The Pass 1 Outputs from the Day Ahead Calculation Engine are shown below in Table 5-2.

Table 5-2: Pass 1 Outputs from Day Ahead Calculation Engine

Pass 1 Outputs	Details
Pass 1 Day Ahead Commitments	PCG eligible generators and imports selected to be scheduled for the next day These resources are eligible for Day Ahead guarantees
Pass 1 Day Ahead Constrained Schedules	<i>Energy and operating reserve</i> constrained schedules for all resources bid and offered Day Ahead (includes exports) These schedules are only considered in Pass 2 and not used for the <i>settlement</i> of Day Ahead guarantees
Nodal prices	Nodal prices as required for Pass 2 evaluation of <i>offers</i> (See Section 5.2.4.1)

5.2.2 Pass 2—Reliability

The goal of Pass 2 is to ensure that if additional commitments are made to meet peak *demand*, minimal commitment costs are incurred. To achieve the minimum commitment cost, Pass 2 performs a least-cost *security* constrained commitment and scheduling to meet peak demand and *operating reserve* requirements, while considering the following rules:

- Schedule the remaining capacity above the *minimum loading points* of PCG eligible generators committed in Pass 1. Because these resources were already committed to meet average *demand*, there would be no additional commitment costs to utilize the remaining capacity to satisfy peak demand. If additional PCG eligible generators and/or imports get committed, the Pass 2 schedules for PCG eligible generators committed in Pass 1 could be less than their Pass 1 schedules. However, their Pass 2 schedules would not be any lower than their *minimum loading points*.
- Scheduled quick starts do not have any commitment costs for start-up and minimum generation.
- Imports committed in Pass 1 are scheduled to no less than their Pass 1 amounts; the import amounts scheduled in Pass 1 are already eligible for Day Ahead guarantees. If a Pass 2 import schedule is greater than its Pass 1 schedule, the entire Pass 2 import schedule is eligible for the Day Ahead guarantee. Additionally, if required, new imports or additional PCG eligible generation that did not receive a commitment from Pass 1, may be committed in Pass 2.
- Exports and *dispatchable loads* can be reduced from their Pass 1 amounts since these resources do not have any commitment costs.

Inputs into Pass 2 are listed below in Table 5-3.

Table 5-3: Pass 2 Inputs to Day Ahead Calculation Engine

Pass 2 Inputs	Details
Dispatchable Generator Offers	3-part hourly <i>offers</i> for <i>energy</i> from not quick start <i>generators</i> Single part hourly offers for energy from quick start facilities Single part hourly <i>offers</i> for <i>operating reserve</i>
Import Offers	Single part hourly <i>offers</i> for <i>energy</i> and <i>operating reserve</i>
Dispatchable Load Bids	Single part hourly <i>bids</i> for <i>energy</i> and <i>operating reserve</i>
Export Bids	Single part hourly <i>bids</i> for <i>energy</i> and <i>operating reserve</i>
Technical Data (Technical parameters the optimization process must satisfy to determine schedules and commitments)	Minimum loading point Minimum generation block run-time Minimum generation block down time Maximum number of starts per day Pseudo unit parameters – output relationship between gas and steam units
Forecasts	Peak load forecast Forecast of output from transitional scheduling generator/ self-scheduling generation facility / intermittent generators
Outage Information	<i>Planned</i> and <i>forced outages</i> and de-rates from all resources Constraints in Contract Manager associated with outage plans
Security Limits	Transmission system limits
Pass 1 Commitments	PCG eligible <i>generators</i> and imports committed in Pass 1 These resources are eligible for Day Ahead guarantees
Nodal Prices	Nodal prices as calculated in Pass 1 for evaluation of <i>offers</i>

During most hours, peak occurs for only 1 interval. The peak can be served by either ramping up dispatchable generation resources for the interval or scheduling an hourly import while backing down generation for other intervals. Similarly, a *dispatchable load* can be ramped down for an interval or an export can be reduced for an hour.

However, the calculation engine commits and schedules on an hourly basis. To properly assess, on an equivalent basis, whether to ramp a dispatchable resource for an interval or schedule an hourly *intertie* transaction, Pass 2 performs a least-cost *security* constrained commitment.

Pass 2 least-cost security constrained commitment satisfies peak for 1 interval by assessing *offers/bids* from dispatchable resources in the following manner:

- The incremental *offers* from PCG eligible generators committed in Pass 1 and all offers from quick starts that are greater than their shadow prices in Pass 1 will be evaluated as:
(Pass 1 shadow price) + (offer – Pass 1 shadow price)/12

- This averages out the cost per interval. (Refer to the example provided in Section 5.2.4.1.)
- *Bids for dispatchable loads* will be treated in a similar manner.

The results produced after Pass 2 has completed its optimization are shown below in Table 5-4.

Table 5-4: Pass 2 Outputs from Day Ahead Calculation Engine

Pass 2 Outputs	Details
Pass 2 Day Ahead Commitments	Any additional PCG eligible generators / or imports selected to be scheduled for the next day to meet peak demand These resources are eligible for Day Ahead guarantees
Pass 2 Day Ahead Constrained Schedules	<i>Energy</i> and <i>OR</i> constrained schedules for all resources bid and offered Day Ahead (includes exports) These schedules are only considered in Pass 3 and not used for the <i>settlement</i> of Day Ahead guarantees

5.2.3 Pass 3—Scheduling

For this third and final pass, the engine performs least cost, *security* constrained scheduling to meet average *demand* and *operating reserve* requirements for each hour of the next day. Pass 3 performs this optimization to minimize the total costs to serve average demand for the next day while considering the following criteria:

- Committed PCG eligible generators from Passes 1 and 2 are scheduled to at least their minimums. Since Pass 3 optimization is to satisfy average *demand*, Pass 3 schedules may be less than Pass 2 schedules, which were calculated to meet peak demand. Pass 3 schedules would not be less than their *minimum loading points*.
- Committed imports are scheduled to at least their schedules in Pass 2.
- Exports are scheduled to no more than their Pass 2 schedules.
- Dispatchable loads are scheduled to no more than their Pass 1 schedules.
- Energy from PCG eligible generators ramping up to their *minimum loading points* is also considered when determining the schedules for all resources in Pass 3.

Inputs into Pass 3 are shown below in Table 5-5.

Table 5-5: Pass 3 Inputs from Day Ahead Calculation Engine

Pass 3 Inputs	Details
Dispatchable Generator Offers	3-part hourly <i>offers</i> for <i>energy</i> from not quick-start <i>generators</i> Single part hourly offers for energy from quick start facilities Single part hourly <i>offers</i> for <i>operating reserve</i>
Import Offers	Single part hourly offers for energy and operating reserve
Dispatchable Load Bids	Single part hourly <i>bids</i> for <i>energy</i> and <i>operating reserve</i>
Export Bids	Single part hourly <i>bids</i> for <i>energy</i> and <i>operating reserve</i>

Table 5-5: Pass 3 Inputs from Day Ahead Calculation Engine

Pass 3 Inputs	Details
Technical Data (Technical parameters the optimization process must satisfy to determine schedules and commitments)	<i>Minimum loading point</i> <i>Minimum generation block run-time</i> Minimum generation block down time Maximum number of starts per day Pseudo unit parameters- output relationship between gas and steam units, and Ramping energy to reach <i>minimum loading point</i> . (This is estimated to be 1/3 of the <i>minimum loading point</i> .)
Forecasts	Average load forecast Forecast of output from transitional scheduling generator/self-scheduling generation facility/intermittent generators
Outage Information	<i>Planned</i> and <i>forced outages</i> and de-rates from all resources Constraints in Contract Manager associated with outage plans
Security Limits	Transmission system limits
Pass 1 and Pass 2 Commitments	PCG eligible <i>generators</i> and imports committed in Passes 1 and 2 These resources are eligible for Day Ahead guarantees

Outputs from Pass 3 are shown below in Table 5-6.

Table 5-6: Pass 3 Outputs from Day Ahead Calculation Engine

Pass 3 Outputs	Details
Pass 3 Day Ahead Commitments	Same commitments determined by Pass 1 and Pass 2 These resources are eligible for Day Ahead guarantees
Pass 3 Day Ahead Constrained Schedules	<i>Energy</i> and <i>OR</i> constrained schedules for all resources bid and offered Day Ahead (includes exports) to meet average demand These constrained schedules are the final Day Ahead results used to determine guarantees

5.3 Initial DACE Run

The optimization process begins with the initial DACE run at 10:00. After the run completes, IESO validates the results. If the results are valid, they are published and the EELR Re-submission Window is open until 12:00. If the results are invalid, they are not published. If there is time, the initial run is rescheduled and the EELR Re-submission Window is extended.

Invalid Results:

- Results include commitment of generators that are not required, or do not include generators that are required, because of incorrect inputs.
- The results are obviously incorrect, with commitment of generators that are not required, not including generators that are required, or both, because of an incorrect calculation.
- A correct calculation providing unacceptable results due to the inability of the DACE to resolve a binding constraint as a result of an unacceptable condition on the power system in the forecast day. (E.g., a conflict between planned and forced outages that has yet to be resolved.) This would be a condition that cannot be resolved by the market, but can be solved by implementing control action(s), such as cancelling a planned outage.

The Re-submission Window for EELRs is normally open until 12:00. Revised offers from EELRs are accepted, if they made an *offer* with a Daily Energy Limit before 10:00.

5.4 EELR Optimization Run

If there is no delay from a failed initial run, the EELR Optimization run starts at 12:00. After the run completes, the IESO validates results. Valid results are published, while invalid results are not published. If there is sufficient time for another run, the EELR Optimization run will be re-scheduled.

5.5 Subsequent Run for Rerun Criteria

After the initial and EELR optimization runs, there may be sufficient time remaining to complete a subsequent run (if required due to changing system conditions known to impact Day 1). In order to be included in any subsequent DACE run, the necessary changes to *market participant* data must be received, processed and be available to IESO systems prior to the latest time possible to initiate a DACE run and still *publish* DACP results by 15:00. If the change meets certain criteria, and it is apparent that a rerun could change the commitment, an additional DACE run will be manually initiated. These criteria are:

- Results of the previous run show a capacity or *energy* shortfall for the IESO-administered market.
- Any *outage* submission(s) or outage revision(s) (i.e. start-time or end-time) for a generating facility that results in a change in available capacity of 400 MW or more. This includes *planned outages*, *forced outages* and deratings.
- An increase or decrease of an operating *security* limit ≥ 400 MW on a limiting interface
- An increase or decrease of an *inertie* scheduling limit ≥ 400 MW
- An increase or decrease in primary *demand* forecast ≥ 400 MW
- An increase or decrease in operating *reserve* requirements ≥ 400 MW

5.6 Completion of DACP and the Schedule of Record

Initial run reports and EELR Optimization run reports will be published when they are available. Normal completion time should be 13:00¹⁵. No subsequent run (due to rescheduling or rerun criteria) will occur after 14:00 to ensure that the Day Ahead Schedule of Record (SOR) will be published no later than 15:00.

Notification of Failure of the DACP will be made if results are not available or they cannot be published to *market participants*. *Market participants* will be advised of a DACP failure as soon as the IESO knows, but no later than 15:00.

The Day Ahead SOR is the last set of valid results published for Day 1. If there have been no notifications of delayed results (past 14:00), and no additional runs due to rerun criteria by 14:00, then the last set of published results is the Schedule of Record. If there has been a notification, and results are due after 14:00, then the last set of published results as of 15:00 is the Schedule of Record.

If no valid results can be produced from the Initial run after multiple attempts, then there will be no SOR and a failure is declared for that day. *Market participants* will be notified of this failure.

If the EELR Optimization run does not produce valid results, or if there is insufficient time for an EELR Optimization run, the results of the Initial run will be the basis of the Day Ahead SOR. DACP will not be declared a failure if the EELR Optimization run is not successful or if its results are not valid.

– End of Section –

¹⁵ All times and durations shown in this document are subject to change based on the performance of the solution delivered.

6. Real-Time Market Integration

With the introduction of the enhanced DACP, the majority of the activities associated with Pre-dispatch and *real-time market* operations remain unchanged, including:

- IESO preparation and publication of *security* and *adequacy* assessment (SAA) reports and system status reports (SSR)
- IESO preparation of inputs to scheduling tools (e.g. equipment outages, operating *security limits*, *inertie* scheduling limits, load forecasts, etc.)
- The acquisition and implementation of *ancillary service provider* agreements such as *regulation*, voltage control and reactive support as well as *reliability must-run contracts*
- The use of constrained and *unconstrained IESO-controlled grid models* by the *dispatch algorithm*
- Timing of the issuance of participant-facing private reports and public reports for Pre-dispatch and real-time dispatch (contents of Pre-dispatch reports will change due to the lack of Day 1 information from Pre-dispatch while the DACP is in progress)
- The optimization objective and outputs of the real time *dispatch algorithm*
- Coordination of interchange scheduling with neighbouring *Control Areas* following completion of the day-ahead commitment process

Process changes required with the introduction of the enhanced DACP are:

- Discontinuation of the 10:30 SSR
- Incorporation of Day Ahead commitments into real-time
- Rules for the revision of *dispatch data* originally submitted for the commitment process.

The following sections describe those Pre-dispatch and real-time processes that are new or will change as a result of the commitment process.

6.1 Observing Day Ahead Commitments in Real Time

Market participant acceptance of the Day Ahead Production Cost Guarantee (DA-PCG) is automatic in the enhanced DACP. *Market participants* cannot call to reject the guarantee as a means of removing constraints on their resources. Removal of constraints is completed through the withdrawal process as described in Section 6.2.

Like the current process, DA-PCG eligible dispatchable generation resources that are committed by the DACE will have constraints applied that will be observed in the Pre-dispatch and real-time scheduling processes. For each committed generation resource, the IESO will apply a minimum constraint for its submitted *minimum loading point* (DGD MLP) for a period of hours equal to its Day Ahead schedule. Therefore, the resource will be scheduled and dispatched to a quantity no lower than its *minimum loading point*. A committed unit will not be dispatched below its *minimum loading point* unless the IESO approves a withdrawal request or requires de-commitment for *reliability*.

6.1.1 Reliability Constraints

We will only apply *reliability* constraints with *market participant* agreement and only if we consider our intervention necessary in order to ensure or maintain reliability¹⁶.

Reliability constraints for *adequacy* will not be applied until after DACP optimization processes have completed. As with the current DACP, the IESO will allow the market to try to resolve any identified adequacy issues prior to applying *reliability* constraints.

6.1.2 Passing DACP Commitments to Real Time

When passing DACP commitments into Real Time (RT), committed production cost guarantee (PCG) eligible *generators* will have constraints applied in the Pre-dispatch and the RT scheduling processes. Minimum *generator* constraints are applied for the generator's submitted DGD MLP for a period equal to its DACE schedule. *Market participants* cannot reject the DACP commitment in order to remove the constraints.

DACP Commitments – PCG Eligible Generators (Not a Combined Cycle Plant)

PCG eligible resources (including physically aggregated resources) that have not been identified as a part of a combined cycle plant can be determined by the following condition:

- A set of *generators* deemed PCG eligible through registration
 - Minus the *generators* recorded to be an ST of a combined cycle plant
 - Minus the *generators* deemed to have an association with ST resources.

Every *generator* that has been identified as PCG eligible but is not part of a combined cycle plant will have constraints applied based on the Daily Generator Data *Minimum Loading Point*. The constraints are applied for every hour in which the generator has a non-zero Day Ahead schedule in the Schedule of Record (SOR).

Automated loading of constraints must be completed by 15:06 to ensure that the constraints are available for the 15:07 run of pre-dispatch.

DACP Commitments – PCG Eligible Generators (Combined Cycle Plant)

Physically aggregated combined cycle plants will have constraints applied based on the Daily Generator Data *Minimum Loading Point*. The constraints are applied for every hour in which the generator has a non-zero Day Ahead schedule in the SOR. The following does not apply to physically aggregated combined cycle plants.

Resources at a combined cycle plant that are scheduled by the DACE will be committed for use in real time. Every **CT** *generator* that is identified to be PCG eligible and is a part of a combined cycle plant will have constraints applied. The applied constraints are based on the DGD MLP for every hour in which they have a non-zero Day Ahead schedule in the SOR.

Every **ST** *generator* that is identified to be PCG eligible and is part of a combined cycle plant will have constraints applied for every hour in which they have a non-zero Day Ahead schedule in the SOR. The constraint amount will vary by hour and is based on the number of associated combustion turbines at the combined cycle plant scheduled in a given hour.

¹⁶ *Reliability* means *security* and *adequacy* (both local and global).

The constraint will be equal to:

- For STs not using the PSU model:
 - The 1-on-1 ST DGD MLP whenever an associated CT is not present in the schedule¹⁷ in a given hour, or where only a single associated CT is scheduled in a given hour along with the ST.
 - The n -on-1 ST DGD MLP whenever n number of associated CTs ($n > 1$) are scheduled in a given hour along with the ST and the ST received a Day Ahead schedule equal to or greater the n -on-1 ST DGD MLP. If the ST receives a Day Ahead schedule that is less than the n -on-1 ST DGD MLP, the ST constraint will be equal to the next lowest ST DGD MLP for which it was economic (lowest possible outcome is the 1-on-1 ST DGD MLP).
- For STs using the PSU model:
 - The n -on-1 ST DGD MLP where n represents the number of PSUs operating in combined cycle mode that are scheduled in a given hour.

Table 6-1: Combined Cycle Plant DACP Commitments

# of CT's Scheduled	ST Committed to
1	MLP ₁₋₁
2	MLP ₂₋₁
...	...
N	MLP _{N-1}

Automated loading of constraints must be completed by 15:06 to ensure that the constraints are available for the 15:07 run of pre-dispatch.

6.2 De-commitment and Withdrawal

The DACE will identify the resources required to be committed for the *dispatch day*. Changes to the set of committed resources after the DACE results are passed to Pre-dispatch, could impact system *reliability* and *settlement*. The following sections discuss modifications to our current rules and procedures that enable processing of changes appropriately.

6.2.1 Market Participant Withdrawal of Supply Offers for Dispatchable Generators

Under the enhanced DACP, dispatchable generation committed to supply *energy* cannot remove or cancel the *real-time market offers* without IESO approval. Removal/cancellation of offers for any hour in which a day-ahead commitment was received will be considered a request to withdraw the *offer*. All requests for withdrawal passing our reliability assessment will be accepted.

¹⁷ It is possible to economically schedule a steam turbine with no combustion turbine at a combined cycle facility, even though this configuration is physically impossible.

For committed dispatchable generation, the withdrawal request will include a new withdrawal charge. The charge will be levied when the request for withdrawal is within a *market participant's* control and did not provide a benefit to the market as determined by the price impact. If you have done the right thing for the market, you should not receive a withdrawal charge.¹⁸

The withdrawal charge, which will be based on a formula approach similar to the Day Ahead import failure charge, more closely aligns dispatchable generation withdrawal treatment to the import/export withdrawal treatment.

The withdrawal charge *settlement amount* is a function of the difference in price between the submitted day-ahead *energy offers* and the Ontario energy price and the *minimum loading point*. The Ontario energy price used in the calculation of the Day-Ahead Generator Withdrawal Charge is dependent on the time the notification of withdrawal was received by the IESO:

- If withdrawal notification is received at or before 4 hours prior to the first withdrawal hour in real time (PD-4), then the minimum of the hour ahead pre-dispatch Ontario market clearing price and the real-time market clearing price is used.
- If withdrawal notification is received later than PD-4, then the real-time market clearing price is used.

A DA PCG eligible generation unit withdrawing their offer (i.e., cancelling the offer) for a reason within their control from any hour of their day ahead commitment must submit revised offers with an accompanying reason code. These revised offers must be received at least two hours prior to the dispatch hour and will be queued for operator approval. If there is no reason code accompanying the revised offer, the submission will be automatically rejected.

6.2.2 IESO De-Commitment of Dispatchable Generators

The communication of all de-commitment requests initiated by the *IESO* will remain unchanged from the current practices. We will only de-commit dispatchable generation resources or imports due to *reliability* concerns, not for economics. The IESO will continue to respect the current *market rules* treatment related to compensation.

A dispatchable generator that is de-committed by the IESO will be eligible for fuel cost compensation as described in section 3 of the Settlement Design Document.

6.2.3 Day Ahead Production Cost Guarantee Impact

A dispatchable generator that is de-committed midway through a day-ahead commitment schedule will receive a PCG for the completed portion of their day-ahead schedule. For more information related to the settlement treatment of a decommitment refer to section 2.3.4 of the Settlement Design Document.

If a dispatchable *generator* withdraws their *offers* for any hour in which a day-ahead commitment was received, and the withdrawal is within the *market participant's* control, the resource is not eligible to receive a DA-PCG.

If a PCG eligible generation unit is not scheduled as a result of circumstances outside of the *market participant's* control, (e.g., forced outage or grid incapability), the PCG is prorated to the part of the MP's DACP schedule that was delivered in Real Time.

¹⁸ Exception conditions include events or circumstances directly related to the *IESO-controlled grid* that are beyond the control of the *generation facility* as listed in *market rules*, CH7, Sec 7.5.3.

6.3 Day Ahead Intertie Transactions

There will be no change to the Pre-dispatch scheduling process, which determines the economic schedules for interchange utilized in the Transaction Checkout process in real time.

As in the current Pre-dispatch process, there is an expectation that *market participants* will *offer* or *bid* in the *real-time market* in order to have their transactions scheduled in an amount equal to their DACP committed and scheduled quantities. This includes both legs of linked wheel transactions scheduled in DACP.

6.4 Real-Time Market Integration

The incremental *energy* component of three-part *offers* accepted Day Ahead will flow through to the *real-time market*. Real-time Pre-dispatch will optimize using only the incremental energy portion of the *offer* and disregard the other parts of the *Offer* (SNL and SUC). Single-Part offers accepted in Day Ahead will continue with the current practice and flow through to Real Time.

Any *bids/offers* not approved for use in DACP by 14:00 will be automatically rejected and will not be carried forward for use in real time. *Market participants* that want to revise *dispatch data* for inclusion in pre-dispatch can do so after 14:00 (current rules for dispatch data submission will apply).

Approved *bids/offers* for *Dispatchable Loads*, Imports and Exports will flow through to Real Time. Approved forecasts/schedules for Non-Dispatchable resources will also flow through to Real Time.

All PSU offer submissions after 14:00 until 6:00 the next day will be rejected with the exception of valid standing offers.

Offers for Physical units (PU) associated with a PSU are Real-time offers and are ignored by the DACE (i.e., are not considered during the day-ahead optimization process). Changes to these offers after 14:00 are subject to the existing validation rules.

Daily Generator Data submitted after 10:00 will be used in the next day's DACP run.

6.4.1 Availability Declaration Envelope

As mentioned in section 4.1.5, the availability declaration envelope (ADE) is established by *dispatch data* that is accepted by 10:00, or approved before 14:00.

You may submit *offers/bids* in real-time within the hours, *energy* and capacity of your *facility's* ADE. There are no restrictions on price changes and there are no restrictions on daily energy limit changes. However, *offers* exceeding the hours and quantities of the ADE require our approval.

6.4.2 Pseudo Unit Offer Submission – Real Time

Pseudo unit (PSU) resources do not exist for the purpose of real-time *dispatch*. The schedules and commitments generated by the DACE associated with the PSU day ahead are translated to the associated physical units (PUs) for pre-dispatch and real-time dispatch.

Market participants who want to change their *dispatch data* for these resources must submit real-time PU *offers* for PSU resources. These offers can be submitted while DACP is in progress since they are ignored during DACP. These offers are not held for DAO approval during DACP. They are not candidates for automatic rejection at 14:00 on Day 0 and are subject to the normal dispatch data rules of real-time submission at the conclusion of DACP.

6.4.3 Minimum Loading Point Price Cap

DACP commitments of PCG eligible generators are applied as DGD MLP constraints that ensure pre-dispatch and real-time schedules. In order to prevent PCG eligible generators scheduled in the day-ahead from collecting self induced Congestion Management Settlement Credit (CMSC), the EDAC market design and supporting market rules have imposed a cap on the MLP price of the day-ahead incremental offer used in determining the day-ahead schedule of record.

Incremental offers that are updated after the day ahead which violate the MLP price cap will result in the recovery of any self-induced CMSC through a process that is yet to be determined.

– End of Section –

7. Publishing and Reporting

7.1 Overview

Reporting refers to the general creation of documents related to the operation of *IESO-administered markets*. *Publishing* refers to the specific preparation of public documents made available on the *IESO's* Web site. Many of the reports generated for the current DACP, Pre-dispatch and *real-time market* processes can be leveraged to support the enhanced DACP. Specifically, many of the reports produced by the IESO can be used without any changes. Other reports produced for the *real-time market* require no change. The reporting process will continue to support the principle that information should be provided to *market participants* on a non-discriminatory basis.

Figure 7-1 shows the publishing and reporting processes.

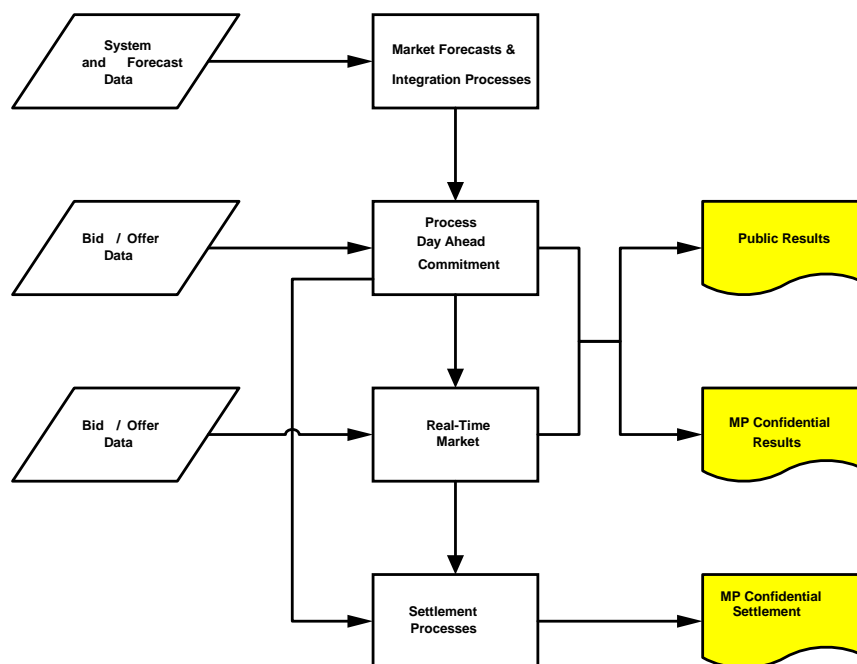


Figure 7-1: Near Time Security and Adequacy Assessment Reports

Prior to closure of the Day Ahead *bid/offer* window at 10:00, public reports detailing the operating state of the *IESO-controlled grid (ICG)* are *published* to aid *market participants* in making market and operational decisions. Other than the deletion of a reporting requirement at 10:30, the timing and content of the System Status Reports and Security and Adequacy Assessments will remain unchanged.

7.1.1 Outage Reports

The current *outage* reports *published* for the *real-time* market will not change.

7.1.2 Pre-dispatch Reports

The Pre-dispatch process that runs between 00:07 and 14:07 on any given day will only include Pre-dispatch data for all hours of the current *dispatch day*.

The inclusion of the DACP results in the Pre-dispatch process for the next day will be implemented in the Pre-dispatch run that begins at 15:07. This Pre-dispatch run *publishes* results for HE 17 to HE 24 of the current *dispatch day* (Day 0) and all hours of the next *dispatch day* (Day 1).

Subsequent Pre-dispatch processes between 15:07 and 23:07 will continue to *publish* Pre-dispatch data for the remaining hours of the current *dispatch day* (Day 0) and all hours of the next *dispatch day* (day 1).

The Pre-dispatch publishing schedule is shown below in Figure 7-2.

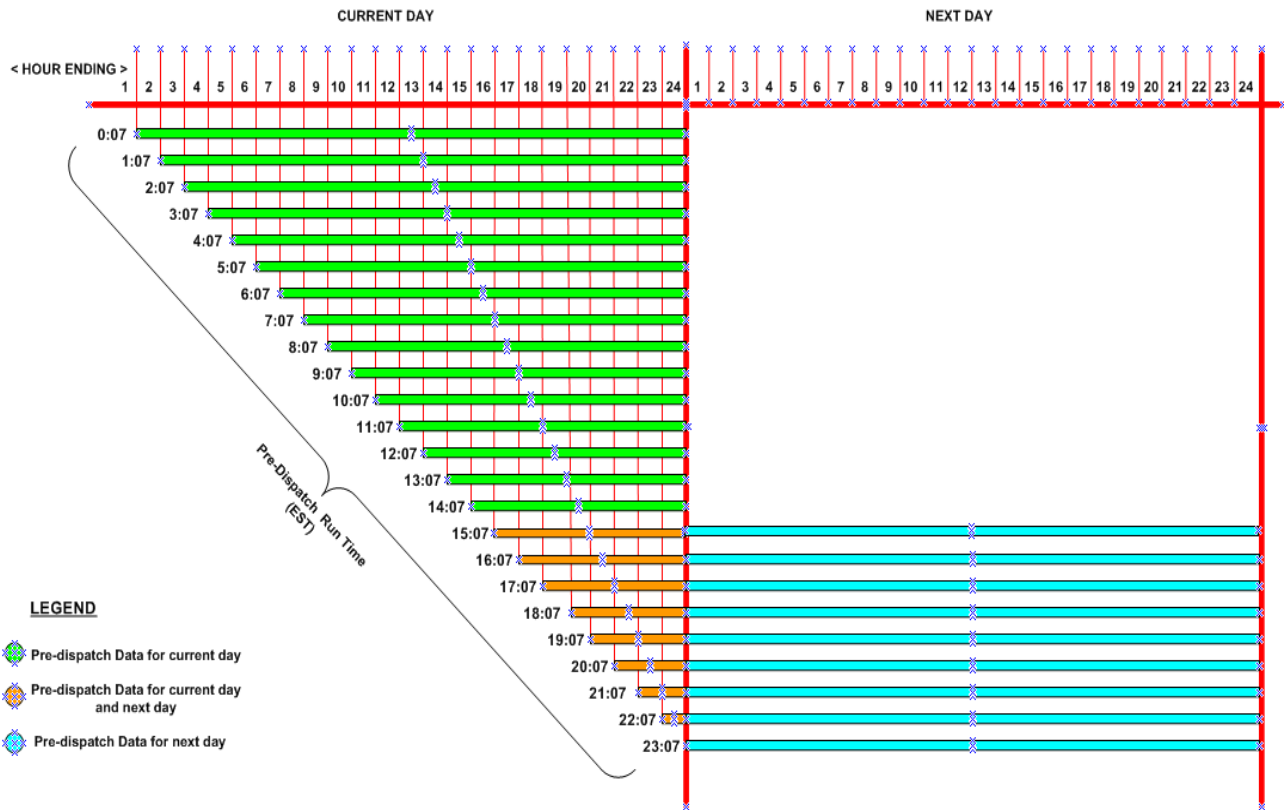


Figure 7-2: Publishing Timelines for Pre-dispatch Data

7.1.3 Transmission Rights Reports

The *transmission rights* market is unaffected by the enhanced DACP; therefore, no change from the current *TR market* reporting requirements are required.

7.2 Publishing and Reporting of Commitment Process Results

7.2.1 Public Reports

Day Ahead Adequacy

This report provides a summary of any projected shortfall or surplus of *energy* for the next day and is intended for the public use of all *market participants*. The report is used by *market participants* as a resource for making their business decisions when planning day ahead.

If the day ahead operator (DAO) verifies that the Day Ahead Calculation Engine’s (DACE) results are valid, this report is published. The report will be available after every successful run of the DACE.

This report includes the following information:

- Demand, OR Requirement, Energy Scheduled by East and West Zone
- Imports – by Intertie Zone
- Scheduled exports and average forecast demand
- Aggregate import/export bids and offers by intertie zone

The screenshot shows the 'Day Ahead Adequacy' report interface. At the top left is the IESO logo with the tagline 'Power to Ontario. On Demand.'. The title 'Day Ahead Adequacy' is centered, with a subtitle 'Created on 2009/10/11 HH:MM For 2009/10/12'. Below the title is a large data table. The table has columns for 'Hour' (1-24) and rows for various categories: Ontario (Peak Demand, Average Demand, East/West Demand, OR Requirements, Total Requirement), Internal Resource (Hydro, Fossil, Nuclear, Other, Dispatchable Load, Total), and Imports (Manitoba, Minnesota, Michigan, New York). Each cell contains numerical values representing energy quantities.


Figure 7-3: Day Ahead Adequacy Report Sample

Day Ahead Shadow Prices

This report contains Shadow Prices for *energy* and *operating reserve* at selected nodes internal and external to Ontario. The Shadow Prices are calculated by the DACE. The report is intended for the public use of *market participants* who should use it as a resource for making their business decisions when planning day ahead.

If the DAO verifies that the DACE’s results are valid, this report is published. The report will be available after every successful run of the DACE. This report includes the following information:

- Shadow Price
- Node
- Shadow Price Type – Energy, 10S, 10N, 30R



Day Ahead Shadow Prices
Created at 2009/08/13 hh:mm:ss
For 2009/08/14

Nodes	Type	Shadow Prices for Hour																							
		1	2	3	4	5	6	7	8	9	10	11	12	13	14	15	16	17	18	19	20	21	22	23	24
Node 1	Energy																								
	10S																								
	10N																								
	30R																								
Node 2	Energy																								
	10S																								
	10N																								
	30R																								
Node 3	Energy																								
	10S																								
	10N																								
	30R																								

Figure 7-4: Day Ahead Shadow Price Report Sample


Day Ahead Area Operating Reserve Shortfalls

This report contains *Operating Reserve* shortfalls in each hour, by *dispatch area*, for the day ahead as calculated by the DACE. The report is intended for the public use of *market participants* who should use it as a resource for making their business decisions when planning day ahead.

If the DAO verifies that the DACE’s results are valid, this report is published. The report will be available after every successful run of the Day Ahead Calculation Engine.

This report includes the following information:

- Dispatch Area Total Requirement
- 10S Scheduled
- 10N Scheduled
- OR Shortfall



Day Ahead Area Operating Reserve Shortfall
Created at 2009/08/14 hh:mm:ss
For 2009/08/15

Area	Quantity	MW for Hour																							
		1	2	3	4	5	6	7	8	9	10	11	12	13	14	15	16	17	18	19	20	21	22	23	24
Area Total	Total Required	0	0	0	0	0	0	0	0	0	0	0	0	0	0	0	0	0	0	0	0	0	0	0	0
	Total Scheduled 10S	902	894	816	713	838	1061	1602	1411	1579	1406	1275	1631	1143	1145	1653	1517	1105	1902	1546	1385	1317	1342	1504	1168
	Total Scheduled 10N	4209	4109	4091	4173	3954	3688	2288	2496	2049	2356	2504	2054	2799	2800	1846	2038	2550	1719	2177	2342	2511	2481	3045	4400
	Total Shortfall	0	0	0	0	0	0	0	0	0	0	0	0	0	0	0	0	0	0	0	0	0	0	0	0
Allenburg	Total Required	0	0	0	0	0	0	0	0	0	0	0	0	0	0	0	0	0	0	0	0	0	0	0	0
	Total Scheduled 10S	0	0	0	0	0	21	24	9	24	20	20	20	20	21	20	20	20	20	24	24	24	37	31	16
	Total Scheduled 10N	0	0	0	0	0	64	15	119	15	12	12	57	13	13	57	56	51	57	11	55	11	0	15	91
	Total Shortfall	0	0	0	0	0	0	0	0	0	0	0	0	0	0	0	0	0	0	0	0	0	0	0	0
Canyon115	Total Required	0	0	0	0	0	0	0	0	0	0	0	0	0	0	0	0	0	0	0	0	0	0	0	0
	Total Scheduled 10S	7	0	0	0	10	21	38	11	11	11	11	11	11	11	11	11	11	11	11	11	11	11	45	15
	Total Scheduled 10N	63	77	103	107	72	30	0	0	0	0	0	0	0	0	0	0	0	0	0	0	0	0	0	131
	Total Shortfall	0	0	0	0	0	0	0	0	0	0	0	0	0	0	0	0	0	0	0	0	0	0	0	0

Figure 7-5: Day Ahead Operating Reserve Shortfall Report Sample

Day Ahead Area Reserve Constraints

This report contains hourly maximum and minimum constraints for the Area Reserve regions used as inputs for the DACE. The report indicates regions where reserve supply may be an issue. The report is intended for the public use of *market participants* who should use it as a resource for making their business decisions when planning day ahead.

If the DAO verifies that the DACE’s results are valid, this report is published. The report will be available after every successful run of the DACE. This report includes the following information:

- Region
- Minimum *Operating Reserve* required in the region
- Limit on the maximum OR that can be scheduled in the region

Region		Constraint Type	Constrained MW for Hour																							
			1	2	3	4	5	6	7	8	9	10	11	12	13	14	15	16	17	18	19	20	21	22	23	24
ALLENBERG	Min	0	0	0	0	0	0	0	0	0	0	0	0	0	0	0	0	0	0	0	0	0	0	0	0	0
	Max	9999	9999	9999	9999	9999	9999	9999	9999	9999	9999	9999	9999	9999	9999	9999	9999	9999	9999	9999	9999	9999	9999	9999	9999	9999
BRUCEA	Min	0	0	0	0	0	0	0	0	0	0	0	0	0	0	0	0	0	0	0	0	0	0	0	0	0
	Max	9999	9999	9999	9999	9999	9999	9999	9999	9999	9999	9999	9999	9999	9999	9999	9999	9999	9999	9999	9999	9999	9999	9999	9999	9999
BRUCEB	Min	0	0	0	0	0	0	0	0	0	0	0	0	0	0	0	0	0	0	0	0	0	0	0	0	0
	Max	9999	9999	9999	9999	9999	9999	9999	9999	9999	9999	9999	9999	9999	9999	9999	9999	9999	9999	9999	9999	9999	9999	9999	9999	9999
CANYON115	Min	0	0	0	0	0	0	0	0	0	0	0	0	0	0	0	0	0	0	0	0	0	0	0	0	0
	Max	9999	9999	9999	9999	9999	9999	9999	9999	9999	9999	9999	9999	9999	9999	9999	9999	9999	9999	9999	9999	9999	9999	9999	9999	9999
CHATS230	Min	0	0	0	0	0	0	0	0	0	0	0	0	0	0	0	0	0	0	0	0	0	0	0	0	0
	Max	9999	9999	9999	9999	9999	9999	9999	9999	9999	9999	9999	9999	9999	9999	9999	9999	9999	9999	9999	9999	9999	9999	9999	9999	9999
CHENAUX	Min	0	0	0	0	0	0	0	0	0	0	0	0	0	0	0	0	0	0	0	0	0	0	0	0	0
	Max	9999	9999	9999	9999	9999	9999	9999	9999	9999	9999	9999	9999	9999	9999	9999	9999	9999	9999	9999	9999	9999	9999	9999	9999	9999
DESJOACH	Min	0	0	0	0	0	0	0	0	0	0	0	0	0	0	0	0	0	0	0	0	0	0	0	0	0
	Max	9999	9999	9999	9999	9999	9999	9999	9999	9999	9999	9999	9999	9999	9999	9999	9999	9999	9999	9999	9999	9999	9999	9999	9999	9999
ESSA	Min	0	0	0	0	0	0	0	0	0	0	0	0	0	0	0	0	0	0	0	0	0	0	0	0	0
	Max	9999	9999	9999	9999	9999	9999	9999	9999	9999	9999	9999	9999	9999	9999	9999	9999	9999	9999	9999	9999	9999	9999	9999	9999	9999
E_FETT	Min	0	0	0	0	0	0	0	0	0	0	0	0	0	0	0	0	0	0	0	0	0	0	0	0	0
	Max	9999	9999	9999	9999	9999	9999	9999	9999	9999	9999	9999	9999	9999	9999	9999	9999	9999	9999	9999	9999	9999	9999	9999	9999	9999
E_LKHD	Min	0	0	0	0	0	0	0	0	0	0	0	0	0	0	0	0	0	0	0	0	0	0	0	0	0
	Max	9999	9999	9999	9999	9999	9999	9999	9999	9999	9999	9999	9999	9999	9999	9999	9999	9999	9999	9999	9999	9999	9999	9999	9999	9999
E_QFW	Min	0	0	0	0	0	0	0	0	0	0	0	0	0	0	0	0	0	0	0	0	0	0	0	0	0
	Max	9999	9999	9999	9999	9999	9999	9999	9999	9999	9999	9999	9999	9999	9999	9999	9999	9999	9999	9999	9999	9999	9999	9999	9999	9999
E_TEC	Min	0	0	0	0	0	0	0	0	0	0	0	0	0	0	0	0	0	0	0	0	0	0	0	0	0
	Max	9999	9999	9999	9999	9999	9999	9999	9999	9999	9999	9999	9999	9999	9999	9999	9999	9999	9999	9999	9999	9999	9999	9999	9999	9999
GLP_MONTRL	Min	0	0	0	0	0	0	0	0	0	0	0	0	0	0	0	0	0	0	0	0	0	0	0	0	0
	Max	9999	9999	9999	9999	9999	9999	9999	9999	9999	9999	9999	9999	9999	9999	9999	9999	9999	9999	9999	9999	9999	9999	9999	9999	9999
KAO	Min	0	0	0	0	0	0	0	0	0	0	0	0	0	0	0	0	0	0	0	0	0	0	0	0	0
	Max	9999	9999	9999	9999	9999	9999	9999	9999	9999	9999	9999	9999	9999	9999	9999	9999	9999	9999	9999	9999	9999	9999	9999	9999	9999

Figure 7-6: Day Ahead Area Reserve Constraints Report Sample

Day Ahead Constrained Totals

This report contains hourly MW totals (total *energy*, total losses, total load, total dispatchable load and total *operating reserve*) intended for the public use of the *market participants*. The report is intended for the public use of *market participants* who should use it as a resource for making their business decisions when planning day ahead.

If the DAO verifies that the DACE’s results are valid, this report is published. The report will be available after every successful run of the DACE. This report includes the following information:

- Total *Energy*
- Total *Dispatchable Load*
- Total Load
- Total Loss
- Total 10N, 10S, 30R



Day Ahead Constrained Totals

Created at 2009/08/14 hh:mm:ss
For 2009/08/15

Hour	MW						
	Total Energy	Total Loss	Total Load	Total Disp Load	Total 10S	Total 10N	Total 30R
1	16278.3	419.1	15859.2	170.8	254.2	749.7	516.2
2	15605.8	404	15201.8	134.6	254.1	725.9	540
3	15509.9	413.9	15096	66.6	243.5	736.5	540
4	15265.9	402.6	14863.3	99.7	220.6	759.4	540
5	16011.3	445	15566.3	178.6	239.3	740.7	540
6	17420.6	468.7	16951.9	0	286.6	794.6	438.8
7	19344.6	540.9	18803.7	0	472.1	507.9	540
8	20974.1	606.3	20367.8	0	451.1	576.2	492.7
9	21481.6	613	20868.6	0	503.6	476.4	540
10	22277.6	637.6	21640	0	446.8	533.2	540
11	23654	669.9	22984.1	0	410.8	569.2	540
12	22848.6	646	22202.6	0	489	491	540
13	23216.2	662.7	22553.5	0	403.5	621.9	494.6
14	23292.6	672.8	22619.8	0	371.2	662.5	486.3
15	23614.9	689.4	22925.5	0	514	466	540
16	23200.6	694.5	22506.1	0	493	487	540
17	23412.6	683.2	22729.4	0	452.7	527.3	540
18	23165.6	675.9	22489.7	0	573.2	406.8	540
19	22019.6	634.4	21385.2	0	466.4	513.6	540
20	21598.6	611	20987.6	0	428.4	551.6	540
21	21287.6	598.2	20689.3	0	422.5	557.5	540
22	20226.6	580	19646.6	0	458.3	521.7	540
23	18433.6	539.3	17894.3	0	359.2	644.6	516.2
24	16621.8	474.4	16147.4	0	313.8	809	397.2

Figure 7-7: Day Ahead Constrained Totals Report Sample

Day Ahead Intertie Scheduling Limits

This report contains hourly Intertie Scheduling Limits and is intended for the public use of the *market participants*. The report intended to provide guidance to *market participants* who are considering submitting import and export *dispatch data*.

If the DAO verifies that the DACE’s results are valid, this report is published. The report will be available after every successful run of the DACE. This report includes the following information::

- *Intertie Zones*: Direction of flow from Ontario's perspective. The MW limit in the “to” column represents the Ontario “to” the zone flow limit. The MW limit in the “from” column represents the Ontario “from” the zone flow limit.
- Scheduling Limit in MW



Day Ahead Intertie Scheduling Limit

Created at 2009/08/13 hh:mm:ss
For 2009/08/14

Hour	Energy in MW																											
	Manitoba		Michigan		Minnesota		New York		Quebec AT		Quebec B5D-B31L		Quebec D5A		Quebec D4Z		Quebec H9A		Quebec H4Z		Quebec P33C		Quebec Q4C		Quebec X2Y		Manitoba SK1	
	to	from	to	from	to	from	to	from	to	from	to	from	to	from	to	from	to	from	to	from	to	from	to	from	to	from	to	from
1	-263	263	-1870	1580	-140	90	-1400	1100	-605	605	0	390	-190	240	0	55	0	0	-85	0	0	335	0	0	0	65	0	50
2	-263	263	-1870	1580	-140	90	-1400	1100	-605	605	0	390	-190	240	0	55	0	0	-85	0	0	335	0	0	0	65	0	50
3	-263	263	-1870	1580	-140	90	-1400	1100	-605	605	0	390	-190	240	0	55	0	0	-85	0	0	335	0	0	0	65	0	50
4	-263	263	-1870	1580	-140	90	-1400	1100	-605	605	0	390	-190	240	0	55	0	0	-85	0	0	335	0	0	0	65	0	50
5	-263	263	-1870	1580	-140	90	-1400	1100	-605	605	0	390	-190	240	0	55	0	0	-85	0	0	335	0	0	0	65	0	50
6	-263	263	-1870	1580	-140	90	-1400	1100	-605	605	0	390	-190	240	0	55	0	0	-85	0	0	335	0	0	0	65	0	50
7	-263	263	-1870	1580	-140	90	-1400	1100	-605	605	0	390	-190	240	0	55	0	0	-85	0	0	335	0	0	0	65	0	50
8	-263	263	-1870	1580	-140	90	-1400	1100	-605	605	0	390	-190	240	0	55	0	0	-85	0	0	335	0	0	0	65	0	50
9	-263	263	-1870	1580	-140	90	-1400	1100	-605	605	0	390	-190	240	0	55	0	0	-85	0	0	335	0	0	0	65	0	50
10	-263	263	-1870	1580	-140	90	-1400	1100	-605	605	0	390	-190	240	0	55	0	0	-85	0	0	335	0	0	0	65	0	50
11	-263	263	-1870	1580	-140	90	-1400	1100	-605	605	0	390	-190	240	0	55	0	0	-85	0	0	335	0	0	0	65	0	50
12	-263	263	-1870	1580	-140	90	-1400	1100	-605	605	0	390	-190	240	0	55	0	0	-85	0	0	335	0	0	0	65	0	50
13	-263	263	-1870	1580	-140	90	-1400	1100	-605	605	0	390	-190	240	0	55	0	0	-85	0	0	335	0	0	0	65	0	50
14	-263	263	-1870	1580	-140	90	-1400	1100	-605	605	0	390	-190	240	0	55	0	0	-85	0	0	335	0	0	0	65	0	50
15	-263	263	-1870	1580	-140	90	-1400	1100	-605	605	0	390	-190	240	0	55	0	0	-85	0	0	335	0	0	0	65	0	50
16	-263	263	-1870	1580	-140	90	-1400	1100	-605	605	0	390	-190	240	0	55	0	0	-85	0	0	335	0	0	0	65	0	50
17	-263	263	-1870	1580	-140	90	-1400	1100	-605	605	0	390	-190	240	0	55	0	0	-85	0	0	335	0	0	0	65	0	50
18	-263	263	-1870	1580	-140	90	-1400	1100	-605	605	0	390	-190	240	0	55	0	0	-85	0	0	335	0	0	0	65	0	50
19	-263	263	-1870	1580	-140	90	-1400	1100	-605	605	0	390	-190	240	0	55	0	0	-85	0	0	335	0	0	0	65	0	50
20	-263	263	-1870	1580	-140	90	-1400	1100	-605	605	0	390	-190	240	0	55	0	0	-85	0	0	335	0	0	0	65	0	50
21	-263	263	-1870	1580	-140	90	-1400	1100	-605	605	0	390	-190	240	0	55	0	0	-85	0	0	335	0	0	0	65	0	50
22	-263	263	-1870	1580	-140	90	-1400	1100	-605	605	0	390	-190	240	0	55	0	0	-85	0	0	335	0	0	0	65	0	50
23	-263	263	-1870	1580	-140	90	-1400	1100	-605	605	0	390	-190	240	0	55	0	0	-85	0	0	335	0	0	0	65	0	50
24	-263	263	-1870	1580	-140	90	-1400	1100	-605	605	0	390	-190	240	0	55	0	0	-85	0	0	335	0	0	0	65	0	50

Figure 7-8: Day Ahead Intertie Scheduling Limits Report Sample

Day Ahead Security Constraints

This report contains binding *security* constraints as determined by the DACE and is intended for the public use of *market participants*. The report provides information to *market participants* that may give visibility on why a particular resource received its schedule due to binding security constraints applied by the DACE.

If the DAO verifies that the DACE’s results are valid, this report is published. The report will be available after every successful run of the DACE.



Day Ahead Security Constraints



Created at 2009/08/14 hh:mm:ss
For 2009/08/15

Hour	Constraint	
1	BASE CASE	0 CLRGU2.PAXCL
1	BASE CASE	0 NW.T1.EWTEm
1	BASE CASE	0 NW.T1.MEE1
1	BASE CASE	0 NW.T1.NW4
1	BASE CASE	0 NW.T1.NW7
1	BASE CASE	0 NW.T1.SLAKMAR&A5A_I/S.LFE22
1	BASE CASE	0 NW.T1.SLAKMAR&A5A_I/S.LFEm
1	BASE CASE	0 NW.T1.SMACLAK&B6M_I/S.TEM22
1	BASE CASE	0 NW.T1.SMACLAK&B6M_I/S.TEM24
1	BASE CASE	0 NW.T1.SMACLAK&B6M_I/S.TEMm
1	BASE CASE	0 NW.T1.TEKm
1	BASE CASE	0 NW.T1.TEMm
1	BASE CASE	0 NW.T1.WMFE-230d
1	BASE CASE	0 NWL-LKHD.LAKEHEAD_T7_OR_T8_O~3
1	BASE CASE	0 T1M.TEXAN
1	ANSONVILLE-230.T2_XMF	1 H6T.TIXTI
1	LAKEHEAD-230.T8_XMF	1 A5A.ASXMI
1	LAKEHEAD-230.T8_XMF	1 A5A.MIXSC
1	M24L_SCT	1 A1B.AGXXI
1	M24L_SCT	1 T1M.TEXAN
2	BASE CASE	0 CLRGU2.PAXCL
2	BASE CASE	0 NW.T1.EWTEm
2	BASE CASE	0 NW.T1.MEE1

Figure 7-9: Day Ahead Security Constraints Report Sample

7.2.2 Market Participant Confidential Reports

Day Ahead Check Source / ADE

This report is one of two reports that comprise the Schedule of Record (SOR). The report provides the *market participant* with a confirmation of the *dispatch data* submission used for a resource included in the DACP SOR and its ADE. It is intended for the private use of *market participants*.

If the DAO verifies that the DACE’s results are valid, this report is published. The report will be available after every successful run of the DACE. This report includes the following hourly information:

- MP Resource
- NERC Tag (if required)
- Energy PQ pairs
- Daily Energy Limit (DEL)



Day Ahead Check Source / ADE

for MP name
Created at 2009/08/12 hh:mm:ss
For 2009/08/13

Resource ID	NERC Tag ID (If applicable)	Hour	Energy PQ Pairs	Daily Energy Limit (if applicable)
MP_GENERATOR_G1		1	(70.0,0.0),(70.0,10.0),(65.0,20.0),(60.0,30.0),(55.0,50.0)	
		2	(70.0,0.0),(70,10),(65,20),(60,30),(55,60)	
		3	(70.0,0.0),(70,10),(65,20),(60,30),(55,60)	
		4	(70.0,0.0),(70,10),(65,20),(60,30),(55,60)	
		5	(70.0,0.0),(70,10),(65,20),(60,30),(55,60)	
		6	(70.0,0.0),(70,10),(65,20),(60,30),(55,60)	
		7	(70.0,0.0),(70,10),(65,20),(60,30),(55,60)	
		8	(70.0,0.0),(70,10),(65,20),(60,30),(55,60)	
		9	(70.0,0.0),(70,10),(65,20),(60,30),(55,60)	
		10	(70.0,0.0),(70,10),(65,20),(60,30),(55,60)	
		11	(70.0,0.0),(70,10),(65,20),(60,30),(55,60)	
		12	(70.0,0.0),(70,10),(65,20),(60,30),(55,60)	
		13	(70.0,0.0),(70,10),(65,20),(60,30),(55,60)	
		14	(70.0,0.0),(70,10),(65,20),(60,30),(55,60)	
		15	(70.0,0.0),(70,10),(65,20),(60,30),(55,60)	
		16	(70.0,0.0),(70,10),(65,20),(60,30),(55,60)	
		17	(70.0,0.0),(70,10),(65,20),(60,30),(55,60)	
		18	(70.0,0.0),(70,10),(65,20),(60,30),(55,60)	
		19	(70.0,0.0),(70,10),(65,20),(60,30),(55,60)	
		20	(70.0,0.0),(70,10),(65,20),(60,30),(55,60)	
		21	(70.0,0.0),(70,10),(65,20),(60,30),(55,60)	
		22	(70.0,0.0),(70,10),(65,20),(60,30),(55,60)	
		23	(70.0,0.0),(70,10),(65,20),(60,30),(55,60)	
		24	(70.0,0.0),(70,10),(65,20),(60,30),(55,60)	
NY.ROSETON.01	NYIS_ABCD1234EFGHI_ONT	1	(240.0,0.0),(240.0,100.0),(260.0,500.0)	
		2	(240.0,0.0),(240.0,100.0),(260.0,500.0)	

Figure 7-10: Day Ahead Check Source/ADE Report Sample


Day Ahead Scheduled Energy

This report is one of two reports that comprise the SOR. The report provides *energy* and *operating reserve* schedules for each hour of the next day as established by the DACE and is intended for the private use of *market participants*.

The report provides a *market participant* with schedules for their resources, which are determined by the DACE.

If the DAO verifies that the DACE’s results are valid, this report is published. The report will be available after every successful run of the DACE. This report includes the following hourly information:

- MP Resource
- Scheduled Energy
- Scheduled Reserve by type
- Dispatchable load scheduled off
- Scheduled transactions
- NERC Tag



Day Ahead Scheduled Energy
for MP Name
Created 2009/08/12 hh:mm:ss
For 2009/08/13

Resource ID	Type	MW Scheduled for Hour																							
		1	2	3	4	5	6	7	8	9	10	11	12	13	14	15	16	17	18	19	20	21	22	23	24
Gen 1	Energy					50.1	50.1	50.1	50.1	50.1	50.1	50.1	50.1	50.1	50.1										
Gen 2	Energy	100.2	100.2	100.2	100.2	100.2	100.2	100.2	100.2	100.2	100.2	100.2	100.2	100.2	100.2	100.2	100.2	100.2	100.2	100.2	100.2	100.2	100.2	100.2	100.2
	10S	0.0	0.0	0.0	0.0	0.0	0.0	0.0	0.0	0.0	0.0	0.0	0.0	0.0	0.0	0.0	0.0	0.0	0.0	0.0	0.0	0.0	0.0	0.0	0.0
	10N	0.0	0.0	0.0	0.0	0.0	0.0	0.0	0.0	0.0	0.0	0.0	0.0	0.0	0.0	0.0	0.0	0.0	0.0	0.0	0.0	0.0	0.0	0.0	0.0
30R	Energy	0.0	0.0	0.0	0.0	0.0	0.0	0.0	0.0	0.0	0.0	0.0	0.0	0.0	0.0	0.0	0.0	0.0	0.0	0.0	0.0	0.0	0.0	0.0	0.0
	Energy					-25.0	-25.0	-25.0	-25.0	-25.0	-25.0	-25.0	-25.0	-25.0	-25.0	-25.0	-25.0	-25.0							
SOURCE.01 NERC TAG ID #1	Energy									100.0	100.0	100.0	100.0	100.0	100.0										
SOURCE.01 NERC TAG ID #2	Energy			100.0	100.0	100.0	100.0																		
SINK.01 NERC TAG ID #3	Energy							50.0	51.0	52.0	53.0	54.0	55.0	56.0	57.0	58.0	59.0	60.0	61.0	62.0	63.0				
SINK.01 NERC TAG ID #4	Energy		22.0	23.0	24.0	25.0	26.0																22.0	23.0	24.0

Figure 7-11: Day Ahead Scheduled Energy Report Sample

Day Ahead Commitments

This report provides a list of *market participant* specific resources that have been committed for acceptance of the DA-PCG and is intended for the private use of *market participants*. The report is a confirmation that PCG eligible resources receiving a schedule in the SOR had a corresponding commitment applied in Contract Manager.

The report will be available once a day after constraints are loaded into Contract Manager. This report includes the following information:

- MP Resource
- MW constrained to DGD MLP by Hour



Day Ahead Commitments

for MP Name
Created 2009/08/12 hh:mm:ss
For 2009/08/13

Resource ID	MW Scheduled for Hour																							
	1	2	3	4	5	6	7	8	9	10	11	12	13	14	15	16	17	18	19	20	21	22	23	24
Gen 1					50.1	50.1																		
Gen 2											100.2	100.2	100.2	100.2	100.2	100.2	100.2							
Gen 3							73.2	73.2	73.2															
Gen 4									90.0	90.0	90.0	90.0	90.0	90.0	90.0									

Figure 7-12: Day Ahead Commitments Report Sample

Valid Bid Report

The Valid Bid Report is an existing query available to *market participants* through the *market participant* Interface (MPI) to see the most recent valid submitted *dispatch data*. The query will be revised to allow *market participants* to see submitted three-part offers.

Daily Generator Data Reports

Dispatchable *generators*, excluding quick starts, receive a private report that provides the Daily Generator Data used in the Day Ahead Commitment Process. The report provides a confirmation to the *market participant* of the Daily Generator Data submitted prior to 10 EST of the DACP day that was recorded for use as input to the Day Ahead Calculation Engine. This report is available after 10 EST of the DACP day.




Daily Generator Data

for MP name
created 2009/10/13 hh:mm:ss
for 2009/10/14

	MLP		MGBRT		MGBDT	Max # Starts
	DGD	Limit	DGD	Limit		
Resource 1						
Resource 2						
Resource 2						

Figure 7-13: Daily Generator Data for Day 1 Report

In addition, combined cycle plants that are using the PSU model also receive a report related to the values used by the DACE that were computed from the DGD values submitted for the physical units associated with the PSUs. This private report is intended to provide feedback to the *market participants* of the calculations performed. This report is available after 10 EST of the DACP day.



Pseudo Unit DGD Calculated Values								
for MP name								
Created 2010/01/05 hh:mm:ss								
For 2010/01/06								
Facility Name 1 Technical Data	PSU 1		PSU 2		PSU 3		PSU 4	
	Max Capacity	MLP (1-on-1)	Max Capacity	MLP (1-on-1)	Max Capacity	MLP (1-on-1)	Max Capacity	MLP (1-on-1)
	XXX.X	XXX.X	XXX.X	XXX.X	XXX.X	XXX.X	XXX.X	XXX.X
Facility Name 1 ST Share Data	PSU 1		PSU 2		PSU 3		PSU 4	
	Operating Range	ST Share	Operating Range	ST Share	Operating Range	ST Share	Operating Range	ST Share
Minimum Loading Point Range	XXX.X	XXX.X%	XXX.X	XXX.X%	XXX.X	XXX.X%	XXX.X	XXX.X%
Dispatchable Range	XXX.X	XXX.X%	XXX.X	XXX.X%	XXX.X	XXX.X%	XXX.X	XXX.X%
Duct Firing Range	XXX.X	XXX.X%	XXX.X	XXX.X%	XXX.X	XXX.X%	XXX.X	XXX.X%

Figure 7-14: PSU Calculated Values based on DGD submissions

7.3 Day Ahead Schedule of Record

After the successful completion of DACP, the SOR is published. The SOR is made up of two sets of private reports—the Day Ahead Scheduled Energy Reports and the Day Ahead Check/Source ADE Reports. If either of these sets of reports fails to *publish*, the DACP is declared a failure for that day. On a successful day, the SOR will always be published by 15:00 and will always be based on the last set of published results.

7.4 Notifications

During the execution of the DACP, a number of contingencies may occur that require the *IESO* to communicate the nature of the contingency and any mitigation to the marketplace. These notifications will be made publically available to *market participants* and will be triggered manually by the DAO as required.

7.4.1 Notifications Associated with the Initial DACE Run

The initial DACE run results are expected to be available by 11:00. If the initial results are not available (the initial run has been delayed or rescheduled), the following notification will be sent:

- ‘Initial Results Delayed’ and ‘EELR Window Extended’ as one notification including:
 - The time to expect results
 - The time to which the window will remain open
 - EELR Optimization Results will also be delayed.

The EELR Re-submission Window (nominally 1 hour from 11:00 to 12:00) will have to be extended to allow time for revised *offers* to be accepted after the initial run. The notification will indicate the end time of the extended Re-submission Window (start time for EELR Optimization run).

7.4.2 Notifications Associated with the EELR Optimization Run

EELR optimization results should be available to *market participants* by 13:00. If there is a delay to the EELR Optimization run or there must be a rerun, and there was no previous delay before 13:00, a notification that 'EELR Results Delayed' will be sent.

7.4.3 Notifications Prior to Completion of DACP at 15:00

A notification of 'No EELR Optimization' is sent when:

- There is not enough time remaining to complete a run prior to 15:00, or
- The SOR is published, using previous results when the EELR Optimization run produces invalid results.

If the DACP has failed to produce a valid EELR optimization run, the DACP SOR will be based on the day's initial run results. Notification that 'Day Ahead Rerun Criteria has been met' and a subsequent run is required will be sent when conditions warrant.

If no indication of an additional run is announced to the marketplace via notification by 14:00, there will not be any additional DACE runs. The last set of published results will be used as the basis of the SOR.

7.4.4 DACP Failure Notification

A notification of 'DACP Failed' will be sent in the event that no DACE results have been produced, or the results cannot be published to the *market participants*. If invalid results are inadvertently published as the SOR, a DACP failure will also be declared.

Note: Publication of the SOR and notification of DACP failure both serve as notice of completion of DACP for the day.

– End of Section –

Appendix A: Dispatch Data Submission

Standing *dispatch data* may be submitted in any timeframe.

Table A-1: Forecasts and Schedules (Intermittent and Self-Scheduling Generators)

Effective Date	Outside Mandatory Window			Mandatory Window (MW) (May be in any timeframe)
	Data Submission Window 06:00-10:00 D0	EELR Resubmission Window 10:00-14:00 D0	Post DACP Window 14:00 (D0)-06:00 (D1)	
Day 0	RT <ul style="list-style-type: none"> New and revised accepted, subject to standard validation rules 	RT <ul style="list-style-type: none"> New and revised accepted, subject to standard validation rules 	RT <ul style="list-style-type: none"> New and revised accepted, subject to standard validation rules 	RT <ul style="list-style-type: none"> Manual approval required
Day 1	EI <ul style="list-style-type: none"> New and revised accepted Standing forecasts and schedules (F/S) converted to actual F/S at 06:00 <ul style="list-style-type: none"> Used as DACP forecast schedule effective D1 (same actual F/S as above) 	EI <ul style="list-style-type: none"> New and revised accepted, subject to standard validation rules 	RT <ul style="list-style-type: none"> New and revised accepted, subject to standard validation rules 	Not applicable <ul style="list-style-type: none"> Mandatory Window does not exist in Day 1

Note: Standing Dispatch Data is converted to Actual Dispatch Data at 06:00 Day 0, and is effective as of Day 1.

Table A-2: Bids and Offers

Effective Date	Outside Mandatory Window			Mandatory Window (MW) (May be in any timeframe)
	Data Submission Window 06:00-10:00 D0	EELR Resubmission Window 10:00-14:00 D0	Post DACP Window 14:00 (D0)-06:00 (D1)	
Day 0	RT <ul style="list-style-type: none"> New and revised accepted, subject to standard validation rules <i>Market participant</i> notifies CRO of revisions, including ADE violations Operational Analysis identifies any ADE violations (except tools or CRO) 	RT <ul style="list-style-type: none"> New and revised accepted, subject to standard validation rules <i>Market participant</i> notifies CRO of revisions, including ADE violations Operational Analysis identifies any ADE violations (except tools or CRO) 	RT <ul style="list-style-type: none"> New and revised accepted, subject to standard validation rules <i>Market participant</i> notifies CRO of revisions, including ADE violations Operational Analysis identifies any ADE violations (except tools or CRO) 	RT <ul style="list-style-type: none"> Manual approval required <i>Market participant</i> notifies CRO of revisions, including ADE violations Operational Analysis identifies any ADE violations (except tools or CRO)
Day 1	EI <ul style="list-style-type: none"> New and revised accepted, subject to standard validation rules Standing offers and bids converted to actual offers at 06:00 <ul style="list-style-type: none"> Used as Day Ahead offers effective D1 (same actual offer as above) 	EI <ul style="list-style-type: none"> New and revised accepted for physical units associated with pseudo units subject to standard validation rules Revised EELR offer (for which a Daily Energy Limit has been submitted by 10:00) accepted subject to standard validation rules. <i>Market participant</i> must notify IESO if offer exceeds established ADE. DAO will identify for MACD compliance follow-up. Manual approval required 	RT <ul style="list-style-type: none"> New and revised accepted, subject to standard validation rules <i>Market participant</i> notifies CRO of revisions, including ADE violations. Operational Analysis identifies any ADE violations (except tools or CRO) 	Not applicable <ul style="list-style-type: none"> Mandatory Window does not exist in Day 1

		for other offers.		
--	--	-------------------	--	--

Note: Standing Dispatch Data is converted to Actual Dispatch Data at 06:00 Day 0, and is effective as of Day 1. Standing offers can be submitted at any time. If the *market participant* submits a standing offer prior to 06:00, the offer can be effective Day 1. Standing offers submitted after 06:00 are effective no earlier than Day 2. If the standing offer is for a specific day of the week, the effective date may be beyond Day 2 (e.g., a standing offer for Saturdays that is submitted on a Monday).

Note: All unapproved *dispatch data* submissions are rejected by the system at 14:00 on Day 0.

Note: The closing of the EELR Resubmission Window is scheduled for 12:00, but can occur as late as 14:00. When there is a delay beyond 12:00, participants will be advised by the Notification Solution of the revised closing time. There will be time to submit revised *offers*. If their offers arrive late, the late offers will not be included in the optimization because the run will have started at the close of the window. There are (and will be) two approval windows:

1. RT mandatory window approval solution (including GUI).
2. Market Forecast and Integration (MF&I) Day Ahead *offers* submitted prior to 14:00 approval solution (including GUI).

– End of Section –

Appendix B: Daily Generator Data Submission

Table B-1: Daily Generator Data

Effective Date	Outside Mandatory Window		Mandatory Window (MW) (May be in any timeframe)
	Day 1 DGD Submission Window 10:00 (D-1) – 10:00 D0	Day 2 DGD Submission Window 10:00 (D0) -10:00 (D1)	
Day 0	RT <ul style="list-style-type: none"> Revisions manually approved 	RT <ul style="list-style-type: none"> Revisions manually approved 	RT <ul style="list-style-type: none"> Revisions manually approved
Day 1	EI <ul style="list-style-type: none"> New and revised DGD values are accepted if they are within registered limits, subject to standard validation rules If DGD values exceed calculated limits, the solution will identify the submission for manual approval by the DAO Submissions requiring approval after 16:00 will be held in the approval queue until the next day Submissions are identified and may be forwarded for MACD review if MLP Limit or MGBRT Limit is exceeded for non-technical reasons 	Not applicable	Not applicable <ul style="list-style-type: none"> Mandatory Window does not exist in Day 1

Effective Date	Outside Mandatory Window		Mandatory Window (MW) (May be in any timeframe)
	Day 1 DGD Submission Window 10:00 (D-1) – 10:00 D0	Day 2 DGD Submission Window 10:00 (D0) -10:00 (D1)	
Day 2	Not applicable	EI <ul style="list-style-type: none"> • New and revised DGD values are accepted if they are within registered limits, subject to standard validation rules • If DGD values exceed calculated limits, the solution will identify the submission for manual approval by the DAO • Submissions requiring approval after 16:00 will be held in the approval queue until the next day • Submissions are identified and may be forwarded for MACD review if MLP Limit or MGBRT Limit is exceeded for non-technical reasons 	Not applicable <ul style="list-style-type: none"> • Mandatory Window does not exist in Day 2

Note: All accepted new and revised DGD Day Ahead submissions are identified for MACD review if they exceed their limits. (This applies to submissions between 14:00, Day -1 and 10:00, Day 0, as well as between 14:00, Day 0 and 10:00, Day 1.). Real-Time DGD submission and approval process is entirely manual. Revisions are recorded as constraints in Contract Manager.

– End of Section –

Appendix C: Detailed IHO Calculation and Treatment of MGBRT over Midnight

IHO is used to process start up *offers* for *generators* for input to the DACE and facilitate the treatment of MGBRT over midnight. The DACE will not consider start-up *offers* for dispatchable *generators* that are already in operation in the last hour of the current day to determine the first hour of the Day Ahead schedule. The DACE will determine the number of hours the *generator* must run to satisfy any MGBRT requirement remaining from the previous day's DACP commitment.

Determining IHO will be triggered by the calculation of Resource initial Schedule (RIS). The calculation of IHO will use:

- The results of the most recent Pre-dispatch DSO run for Day 0.
- The constrained on status from the previous day's DACP stored in Contract Manager coincident with the previous bullet.

For PSUs, this determination is based on the CT associated with the PSU, not the ST.

For the n^{th} resource IHO is determined by:

$$IHO_n = \begin{cases} 24, & \text{if } RIS_n \neq 0 \text{ and } CMCS24_n = \text{"No"} \\ \min(PDIHO_n, CMIHO_n), & \text{otherwise.} \end{cases}$$

WHERE,

- IHO_n = A non-negative integer representing the consecutive hours of operation of a resource before the end of the current day (Day 0)
- RIS_n = Dispatchable *generator n* initial resource schedule
- $CMCS24_n$ = Dispatchable *generator n* Contract Manager *constrained on* status in HE24 of Day 0 as determined by the DACP SOR from Day -1:
- Yes – denotes *constrained on*
 - No – denotes no constraint
- $PDIHO_n$ = The number of consecutive hours the dispatchable *generator n* has a schedule greater than zero at the end of Day 0 as determined by the most recent *Pre-Dispatch* DSO run for Day 0
- $CMIHO_n$ = The number of consecutive hours the dispatchable *generator n* is *constrained on* in the Contract Manager Function at the end of Day 0 as determined by the DACP SOR from Day -1

From the above calculation, IHO can have the following values:

- $IHO = 0$ The dispatchable *generator* is not in operation in HE24 of Day 0 (i.e., $RIS = 0$)
- $0 < IHO \leq 24$ The dispatchable *generator* is in operation in HE24 of Day 0 (i.e., $RIS \neq 0$), and
The dispatchable *generator* has a constraint in HE24 of Day 0 in the Contract Manager as determined by the DACP Schedule of Record from Day -1
- $IHO = 24$ The dispatchable *generator* is in operation in HE24 of Day 0 (i.e., $RIS \neq 0$), and
The dispatchable *generator* **does not have** a constraint in HE24 of Day 0 in the Contract Manager as determined by the DACP SOR from Day -1

Note: Day -1 (Yesterday's) DACP creates the Day 0 (Today's) constraints in Contract Manager, which are used as inputs to this calculation.

Note: To satisfy the generator MGBRT across midnight, the DACE uses IHO and Day 1 MGBRT (not Day 0 MGBRT). A dispatchable *generator* may receive a DACP schedule at the end of a DACP day even if MGBRT has not been completed within the DACP day. The next DACP day (Day 1), the DACE will commit the dispatchable *generator* at the beginning of the day to satisfy its incomplete MGBRT from the previous day (Day 0).

– End of Section –

References

Document Name	Document ID

– End of Document –